



**37<sup>th</sup> Annual Meeting of the  
Society for Invertebrate Pathology  
7<sup>th</sup> International Conference on *Bacillus thuringiensis*  
Helsinki, Finland  
August 1-6, 2004**

It took 37 years for the Society for Invertebrate Pathology to hold its Annual Meeting in any of the Nordic countries of Denmark, Finland, Iceland, Norway or Sweden. In 2004, these five countries jointly hosted the 37<sup>th</sup> Annual Meeting of the SIP and the 7<sup>th</sup> International Conference on *Bt* in Helsinki, Finland during the first week of August. The local organiser was Heikki Hokkanen, who was assisted by a team of local colleagues. To appreciate our efforts, even the Nordic weather God Frey decided to stop the rain that had poured on us all summer – and, among other things, had flooded our excursion target area one day before the meeting.

The conference followed the general schedule of SIP meetings, but was about half a day longer than usual: the opening plenary, including a piano performance, was on Sunday morning, while the afternoon was relatively free (time to set up posters, hold satellite meetings, look around, etc), and to the surprise of many, a welcome reception in the evening of the first day. The conference venue was located right in the heart of Helsinki, in the historical and prestigious main building of the University of Helsinki. Proximity of many major attractions such as the Harbour Market, botanical gardens, and high street

shopping and nightlife, served well to entertain participants during the breaks. The university facilities and services functioned superbly, and the surprise welcome reception with wine and tasty food by the University of Helsinki hosted by the vice-rector Hannele Niemi on Monday evening was the culmination of the local hospitality.

Well over 330 participants attended the meeting, including 172 SIP-members, 52 non-members, 66 students, and numerous partners (29 registered partners, but many did not register). The delegates represented at least 44 different countries – likely the record in SIP history. Among them were five Latin American, five Asian, and four African countries. Good participation can, to some extent, be explained by the strategically held satellite workshop of the EU's COST-850 programme ("Biocontrol Symbioses"), at the same location on July 31- August 1.

### Scientific program

Joergen Eilenberg was in charge of preparing the scientific programme. Based on the abstracts submitted, the Nordic committee organised an attractive programme.

### TABLE OF CONTENTS

|   |    |
|---|----|
| 37 <sup>th</sup> Annual Meeting, Helsinki, Finland..... | 1  |
| 2004 SIP Student Awards & 5K Awards.....                | 4  |
| From the President.....                                 | 8  |
| Minutes of the 2004 Business Meeting.....               | 10 |
| 2004 Division Meeting Minutes.....                      | 13 |
| Annual Reports.....                                     | 21 |
| Committee Reports.....                                  | 33 |
| Obituaries.....   | 38 |
| Members on the Move.....                                | 39 |
| Member News.....  | 39 |
| Positions Available.....                                | 39 |
| Positions Wanted.....                                   | 41 |
| Past Meetings and Workshops.....                        | 42 |
| Future Meetings and Workshops.....                      | 43 |
| Publications.....                                       | 44 |
| Microbial Control News.....                             | 44 |
| Letter from the Editors.....                            | 45 |
| Photos from Helsinki.....                               | 46 |

**Deadline for the next Newsletter is January 15, 2005**

### SIP Office

Please send all correspondence, membership applications and changes of address to our Executive Secretary, Margaret (Peg) Rotstein at:

Society for Invertebrate Pathology  
8904 Straw Flower Dr.  
Knoxville, TN 37922  
USA

Toll Free Tel: 1-888-486-1505  
Toll Free Fax: 1-888-684-4682  
Internet: sip@sipweb.org  
Homepage: <http://www.sipweb.org>  
Outside USA Tel and Fax: (919)-841-4133

Note: Toll Free numbers for Canada & USA only

Overall, 202 oral presentations were given in 36 different sessions; these included 15 special symposia, 15 contributed paper sessions, 4 workshops, and 2 plenary sessions. In addition, some 130 posters were presented in two separate sessions; all posters were displayed for the whole duration of the conference. In the programme a special effort was made to bring in aspects of invertebrate pathology that are of importance particularly to the Nordic countries (e.g., a special session on cold adaptations). Aquatic invertebrates were represented well in two plenary presentations dealing with the crayfish

plague, and a session on honeybee pathology was organized with a very good attendance. Special flavour was brought to this year's meeting by the celebration of the 40<sup>th</sup> anniversary of the discovery of the *Oryctes* virus; this was honoured by a special cross divisional symposium on the virus featuring as the lead speaker the discoverer himself: Dr. Alois Huger.



**Dr. Huger**

The 2004 Founders' Lecturer was Professor Kenneth Söderhäll of the Uppsala University, Sweden, who spoke on "Innate immune reactions" in honour of Professor Hans Boman, "The Father of Antimicrobial Peptides". Professor Boman of the Karolinska Institutet, Stockholm, initiated a research field of intense activity and importance, not only in insects and other invertebrates,

### SIP NEWSLETTER

Published by  
**the Society for Invertebrate Pathology**  
(SIP Homepage: "<http://www.sipweb.org>")

Dr. Leellen (Lee) Solter, Editor  
Illinois Natural History Survey  
607 E. Peabody Drive  
Champaign, IL 61820 USA  
Tel: 217-244-5047 (or 5115); Fax: 217-333-4949  
Internet: lsolter@uiuc.edu

Dr. Gernot Hoch, Assistant Editor  
Institute of Forest Entomology, BOKU, Wien  
Hasenauerstrasse 38  
1190 Wien, Austria  
Tel: ++43 1 / 3686352-33; Fax: ++43 1 / 3686352-97  
Internet: hoch@ento.boku.ac.at

Dr. Vince D'Amico, Assistant Editor  
USDA Forest Service, NERS  
UDEL, Entomology & Appl. Ecology  
Newark, DE 19717  
Tel: 610-368-4289; Fax: 302-831-8889  
Internet: vdamico@fs.fed.us

The SIP Newsletter is published 3 times per year and is available on our homepage.

Submissions to the following sections are solicited:

**Forum:** More substantial articles on current issues of concern, limited to approximately five pages.

**Letters to the Editor:** Issues of concern can be brought to light here.

**Microbial Control News:** Information on new discoveries, "News Releases", formation of companies, etc., pertaining to microbial control.

We also depend on our members to supply us with information for the following sections: **Obituaries, Member News** (Retirements, Awards, Promotions), **Members on the Move** (New Addresses), **Positions Available/Wanted, Meeting and Workshop Announcements**, and other **News Items**.

Send all submissions directly to the Editor. Submissions via e-mail or on computer disk (MSWORD, if possible) streamlines publication and saves on costs. Please include a hard copy with any text sent via computer disk.

**Deadline for the next Newsletter is January 15, 2004.**

**Disclaimer:** The information contained herein, including any expression of opinion, and any projection or forecast, has been obtained from or is based upon sources believed by us to be reliable but is not guaranteed as to accuracy or completeness. The information is supplied without obligation and on the understanding that any person who acts upon it or otherwise changes his/her position in reliance thereon, does so entirely at his/her risk.

but also in vertebrates. His contribution to this field of research, and to science in general is outstanding.



**Dr. Dudley Pinnock presents the 2004 Founder's Lecturer Award to Dr. Kenneth Söderhäll**

### Social events

All social events were included in the registration fee. A welcoming mixer was held at the end of the first full day, Sunday evening, at the Marina Congress Center in the Helsinki Harbour, overlooking the gigantic red and white ferries shuttling between Helsinki, Stockholm, and Tallinn. As in the memorable Opening Ceremony in the solemn State Hall of the Helsinki University, the welcoming mixer was also accompanied by live piano music by Nordic composers. The intended pattern of a social event every other evening of the conference was broken by the extra Rector's Reception at the University on Monday evening – a welcome break from the intense scientific sessions.

Tuesday was the busiest day of all: after the morning sessions and the Society general meeting, four different activities began at the same time – the 5-k run and three excursions. The 73 runners and walkers were taken by bus 30 km outside Helsinki through picturesque landscape to the hilly terrain next to the Nuuskio National Park. The run itself was on a well-kept track, which wound through a mosaic of woods, small swamps, hills and creeks – it was afterwards credited as “the most difficult track in the SIP history”. Hot, sunny weather may have added to that distinction. Afterwards the reward was a Finnish sauna on a beautiful lake, inviting a swim in the brilliant warm sunshine. The runners seemed to enjoy also the “no rush” atmosphere, as over two hours were available to relax and enjoy the setting. In the meantime, most other delegates were taken in the same direction, but yet a bit further: to the Nuuskio National Park, where several short guided hikes were offered with the help of several naturalists from the staff of the Helsinki University. The hikes also featured traditional

outdoor activities such as sausage-grilling in a campfire, and berry-picking. Another tour took participants to the Marimekko design fabrics factory outlet, followed by a tour of Helsinki and its immediate surroundings. The tours returned by 6 pm – but that was not all: at 7 pm everyone was again on a bus headed east. After one hour we arrived at Dance Island, a traditional Finnish dancing hall on the seashore, in the middle of the best Finnish summer landscape. The BBQ evening featured, of course, lots of food (especially fish) and drinks, 5-k race award ceremonies, dancing to a professional but traditional live band, and entertainment (such as a judo-show). This time, SIP participants themselves contributed especially to the entertainment: a Nordic ad-hoc choir sang several traditional Nordic songs in quite a professional way! Bellman-songs were sung by Ingemar Fries, Richard Meadow, and Suvi Hokkanen.



**The Main Square**

The Society banquet ended the Annual Meeting on Thursday evening. It was held at the Marina Congress Center, and followed the usual format with awards ceremonies, food, drinks, and dancing to live music. The participants showed again their partying spirit, and did not want to let the band finish playing at all.

The generous social program also included free guided walks for about one hour in downtown Helsinki during the lunchtime. One walk focused on the history and architecture of the city, and another targeted the botanical garden in the heart of Helsinki.



### Sponsors

The organizers are deeply indebted to the fantastic volunteer workers including many colleagues and collaborators, which made it possible to organize this meeting. In particular the support from the Finnish Plant Protection Society (Kasvinsuojeluseurary) and the Finnish Museum of Natural History (Luonnontieteellinen keskusmuseo) is appreciated. Financial support from the University of Helsinki via waiving the (horrendous!) rental fees for the use of the conference space is greatly appreciated, and the sponsoring by the Department of Applied Biology, Marimekko Ltd., and Verdera Ltd. is much appreciated. In addition, the SIP Fund Raising Committee obtained further sponsorship to this meeting from the following companies: AgraQuest, Bayer BioSciences, Bayer CropScience, Becker Microbials, Certis, DuPont, Monsanto, Pioneer, Taylor and Francis Ltd., and Valent Biosciences. Further, the contribution from colleagues in all Nordic countries made the meeting possible.



**Organizing Committee, 2004 SIP Meeting  
Helsinki, Finland**

We wish to thank all the wonderful and enthusiastic attendants at the SIP 2004, who themselves created the magnificent atmosphere at the conference and made the organizers feel that the meeting was a success! Just keep up that spirit, and it will be certain that SIP meetings will continue to be what they have always been: The Best! See you next year in Alaska.

*Heikki Hokkanen, Local Arrangements Committee Chair*  
*Joergen Eilenberg, Program Committee Chair*

### 2004 SIP STUDENT AWARDS

Again this year, the Society increased the number of student awards and presented 6 poster and presentation awards (+ commendations) and 15 travel awards to

promote participation in the annual meetings. Thanks to all student participants...you are the future of our Society and your hard work is greatly appreciated and valued. To best showcase our student award winners in the Newsletter, our Martignoni award and travel award winners are highlighted in this issue, and the poster and paper winners will be featured in the February issue.



**2004 Student Paper and Poster Award Winners**

**Mauro Martignoni Student Award Winner**  
**Institute of Biotechnology**  
**National University of Mexico**



**Luisa Elena Fernández-Altuna**

Luisa Elena received her BS degree with a major in Biochemistry from the University of Havana, Cuba in 1999. In 2000, she enrolled in a Masters program at the Institute of Biotechnology of the National University of Mexico (UNAM) in Morelos. She completed her thesis entitled "Design and Implementation of Repertoires of Human Antibodies by Phage Display" in 2003 and

immediately began a PhD program. She is currently working on a project titled “Identification of Epitopes Involved in the Interaction between the Cry11A Mosquitocidal Toxin and its Receptor in *Aedes aegypti*.” As a PhD student at UNAM, Luisa Elena is seeking to elucidate the molecular basis of the interaction between the Cry11A toxin produced by *Bacillus thuringiensis* and its receptor in the mosquito midgut. Her overarching goal is to contribute toward identification and development of Cry toxins with greater toxicities and broader mosquito host ranges. In 2004, she was invited to pursue her research for two months in the Department of Cell Biology and Neuroscience at the University of California-Riverside. Luisa Elena was awarded the Society for Invertebrate Pathology’s 2004 Martignoni Student Award for outstanding scholarship and contributions in the field of Invertebrate Pathology for her work entitled “Phage-display peptides that bind to the Cry11A toxin, or to the receptor, revealed an important role of domain II regions in receptor interaction and toxicity to *Ae. Aegypti*.” Employing phage display methodologies, this research has already confirmed the role of a domain II loop region in receptor interaction and identified a putative epitope in domain II involved in Cry11A-receptor interactions. The study was co-authored by Lorenzo Segovia, Oswaldo Lopez, Sarjeet Gill, Alejandra Bravo and Mario Soberón.

Congratulations, Luisa!!

### Bacteria Division Travel Awards



**Yannick Pauchet** studies mode of action of receptors and proteins in insect midgut epithelial cells and believes that his work could produce a model for the mode of action of bacterial toxins such as *Bt* endotoxins. His work is conducted at Centre de Sophia Antipolis (INRA), France with Dr. David Pauron. Yannick’s oral presentation was

“Characterization of the cellular mode of action of the *Bacillus sphaericus* binary toxin in an epithelial cell line”.

**Ana Rodrigo-Simón** studies at the Universitat de València, Spain with Dr. Juan Ferré. Her plans are to continue her thesis work on the mode of action of *Bacillus thuringiensis* toxins and the basis of resistance in Lepidoptera. Ana’s oral presentation was entitled: “Lyophilization of lepidopteran midguts: a preserving method for *Bacillus thuringiensis* toxin binding studies”.



**Iñigo Ruiz de Escudero** is in the process of completing his Ph.D degree at the Universidad Pública de Navarra, Spain with Dr. Primitivo Caballero. His work is aimed at characterizing new Cry proteins with insecticidal activity against insects pests so eventually they can be used as new tools in Integrated Pest Management. The title of Iñigo’s presentation was “A novel *Bacillus thuringiensis* insecticidal protein toxic to members of several families from Lepidoptera and Coleoptera.”



### Fungi Division Travel Awards

**Jason Baverstock** is a part-time Ph.D student at the The University of Nottingham, UK, working with thesis supervisors Dr. Judith Pell and Dr. Peter Alderson. He is also a full time Senior Research Assistant at Rothamsted Research, UK. Jason presented a talk entitled “Intraguild interactions between the aphid pathogen *Pandora neoaphidis* and the parasitoid *Aphidius ervi*: implications for multi-species biocontrol” with co-authors Pell and Alderson.



Second-time winner **Ernst-Jan Scholte** studies for his doctoral degree at Wageningen. His project entails the use of entomopathogenic fungi against adult malaria mosquitoes. He presented "Reducing adult life span of malaria (*Anopheles gambiae* sl) and filariasis (*Culex quinqui-fasciatus*) vectors using the entomopathogenic fungus *Metarhizium anisopliae*: a field study in Tanzania" co-authored with K. Ng'abi, B. Knols, W. Takken, S. Abdulla and G. Killeen.



### Microsporidia Division Travel Awards

**Johanna (Jolene) Slothouber-Galbreath** is interested in the interaction between hosts and parasites from the molecular to the ecological level. Jolene's oral presentation was entitled "The diversity of microsporidia in freshwater amphipods: system of host-parasite interaction during invasions" and was co-authored by J. Smith, R. Terry, J. Becnel, and A. Dunn.



### Microbial Control Division Travel Awards



**Roselyne Labbé** is currently completing her M.Sc. at the Université Laval, Canada in the Department of Plant Sciences. She studied the intraguild interactions of three biological control agents of the greenhouse whitefly: the predator *Dicyphus hesperus*, the parasitic wasp *Encarsia formosa*, and the entomopathogenic fungus *Beauveria bassiana*. She received the Microbial Control Division award for her paper "Does *Beauveria bassiana* disrupt greenhouse biological control?", coauthored with Jacques Brodeur, Conrad Cloutier, and David Gillespie.



**Yuri Tokarev** recently completed his doctoral degree at St. Peterburg State Agrarian University with Dr. Yulia Sokolova, and continues as a researcher at the Institute for Plant Protection. Yuri's presentation, co-authored with Y. Vorontsova, Y. Sokolova, V. Glupov and R. Entzeroth was entitled "Microsporidia suppress melanization reaction and phenoloxidase activity of the haemolymph of their insect hosts".

**Claudia Pérez** is a Ph.D. student at the Biotechnology Institute of the National University of Mexico, where she received her MS in Biochemistry. Her interest is in the molecular action mechanism of insecticidal toxins of Bt, especially as related to mosquito control and resistance problems. Microbial Control Division awarded her for her paper "Analysis of the interaction between Cry11A and Cyt1A of *Bacillus thuringiensis* subsp. *israelensis*: biological role in synergism", coauthored with Luisa Fernández, Mario Soberón, and Alexandra Bravo.



### Nematode Division Travel Awards



**Jennifer Bauman's** first studies of a multitrophic system wherein it was found that a plant pathogen interfered with the efficacy of an entomopathogen brought her to the 2004 SIP meeting as a recipient of the Nematode Division travel award. Jennifer works with Dr. Patricia Stock at the University of Arizona at Tucson and presented a talk entitled "Interactions



between *Fusarium oxysporum* F. sp. *asparagi* (Ascomycota: Pyrenomycetes) and *Heterorhabditis caborca* strain ((Heterorhabditidae) in *Galleria mellonella* larvae”.



**Vladmir Puza** is pursuing a Ph.D. degree at Faculty of Biological Science at the University of South Bohemia under the supervision of Dr. Zdenek Mracek. His thesis research deals with seasonal dynamics of entomopathogenic nematodes in forest ecosystems and its relationship with the natural host community. His presentation was entitled “Seasonal dynamics of entomopathogenic nematodes of the genera *Steinernema* and *Heterorhabditis* and their insect hosts, with comments to the winter period”.

#### Virus Division Travel Awards



**Aki Fujimoto** is a student at Tokyo University of Agriculture and Technology working on her masters’ degree under the direction of Dr. Madoka Nakai. Aki received a student travel from the virus division to attend the meeting in Helsinki and present her poster entitled “Growth and survival of *Meteorus pulchricornis* in *Mythimna separate* infected with entomopoxvirus” describing the lethal effects of a 28-KDa polypeptide produced by *Mythimna separata* entomopoxvirus (MyseEPV), on the endoparasitoid.

**Ayako Hirao** is a master’s student in Dr Nakai’s laboratory at the Tokyo University of Agriculture and Technology working on the replication of *Adoxophyes honmai* nucleo-polyhedrovirus (AdhoNPV) in permissive and non-permissive insect species. Ayako was awarded



support for her travel to the SIP meeting in Helsinki where she presented her poster entitled “Blockage of *Adoxophyes honmai* nucleopolyhedro-virus infection in the midgut of a non-permissive insect, *Homona magnanima*” which also won an award in the student poster competition.

As a master’s student in Dr. Madoka Nakai’s laboratory at the Tokyo University of Agriculture and Technology,



**Hirokazu Shikata** has been working on the mechanisms of resistance in a *Adoxophyes honmai* (Lepidoptera, Tortricidae) that is resistant to a nucleopolyhedrovirus (AdhoNPV:

Baculoviridae). Hirokazu was given a travel award from the virus division to attend the SIP meeting in Helsinki and present his work in a poster entitled: “Primary infection in *Adoxophyes honmai* larvae that are resistant to a nucleopolyhedrovirus”.

#### Congratulations to a great group of scientists!!



#### 5K Race and Walk

SIP athletes came out in droves to enjoy the Finnish forest trails where the 2004 SIP 5K Fun Run/Walk was held. The weather conditions were perfect, the trail very good (if a bit rugged for the ‘old folks’!), and the lake at the end of the trail was sufficiently enticing for a long swim followed by a sauna session. Winners were:

Female walker:

First: Wanda Akhurst

Second: Team Barbercheck/  
Groden/Hajek

Male walker:

First: Ray Akhurst

Male < 35:

First: Craig Pigott

Second: Jesko Oestergaard

Third: Thomas Kolling

Male 35-45:

First: Rob van Tol

Second: William Meikle

Third: Neil Crickmore

Male > 45:

First: Gerald Carner

Second: Ole Skovmand

Third: Michael Brownbridge

Female <35:

First: Roselyne Labbe

Second: Jolene Slothouber-  
Galbreath

Third: Sibylle Schroer

Female 35-45:

First: Charlotte Nielsen

Second: Elke Genersch

Third: Solveig Salinas

Female >45:


First: Yulia Sokolova

Second: Lee Solter

Third: Virginia Carner

Special Category- Baby carriage:

First: Elke Genersch & Family



*After the race.....*

## FROM THE PRESIDENT



**Just Vlák, SIP President 2004-2006**

This is my first appearance in the Newsletter as President of the Society for Invertebrate Pathology and I would like to continue the tradition of addressing the membership through this medium. I am honored to be your President for the next two years and to contribute to the governance of the Society. Invertebrate pathology remains on the forefront of both science and public debate. The recent outbreak of diseases in aquatic crustaceans and the debate about Bt engineered plants highlight the need for in-depth knowledge of invertebrate pathogens and their hosts. The Society for Invertebrate Pathology aspires to be a forum and conduit for research communication in this area and to promote the application of the knowledge generated. Our annual meetings provide a key opportunity to discuss our science and to attract a wide scientific audience. The impact of our meetings, however, depends on the quality of its papers and this is what we aim at time and again.

### **Helsinki Meeting**

The 37th Annual Meeting of the Society for Invertebrate Pathology came to a close after a wonderful week in Helsinki. This was the first meeting in a Nordic country and was jointly organized by the Nordic countries Finland, Sweden, Norway, Denmark and Iceland. This was also reflected in the opening session, the scientific program as well as the social events. Joergen Eilenberg highlighted the Nordic contributions to invertebrate pathology and microbial control and the Founders Lecturer, Kenneth Söderhäll, honoring Hans Boman, underscored how important fundamental research is in invertebrate pathology.



The symposium on the history of the Society was enlightening and entertaining and gave a kick start to the meeting. The scientific meetings were intense, but rewarding in the end. The input of the Divisions in the program is highly visible and essential for bringing the cutting edge of the science to the forefront. It remains important to bring students to our meetings as future stakeholders of our discipline. The social events served as energizers to enhance social and scientific interactions.

Especially, I want to thank the organizers of this meeting, Heikki Hokkanen and his team, for their willingness to take on the job of organizing a SIP Annual Meeting and for all their efforts on and off the court to make our stay a scientific and social success. I want to include Ingeborg Hokkanen-Menzler and the Hokkanen offspring, Ilmari and Suvi, in my thanks for their special contributions to this Congress.

### **Council Affairs**

The new Council met briefly on the Thursday during the Helsinki meeting to discuss new issues. First issue on the agenda is how to increase the membership. After Jim Becnel's excellent tenure as Chair, I have appointed Ray Ackhurst as new Chair of the Membership Committee to investigate this matter and to come up with suggestions. Ray gave away the first one. If each member signs up one new (student) member, we will double the membership! He will also seek regional representation in the Committee and reach out to local members. The annual meetings are very important and I am very happy that Mark Goettel will stay as Chair of the Meetings Committee. This committee will further detail the meeting format to assist organizers as a part of a 'Meetings Handbook' and select attractive sites for the future.

To bring some institutional memory into the annual meeting programming, I have proposed the Vice-President to be an *ex officio* member of the Program Committee as are the Chairs of the Divisions. This is to secure consistency in the programming from year-to-year. I have asked Steve Wraight to remain Chair of the Awards Committee and to restructure the awarding process to ensure equity in selecting the winners. Dudley Pinnock happily agreed to serve another term as Chair of the Founders Lecturer Committee and the first action (next year's lecturer) has already been taken. Lee Solter was willing to serve another term as Newsletter Editor. I will ask all committees to generate a 'job description', outlining responsibilities and activities.

### **Ties**

We have also strengthened our ties with the Journal of Invertebrate Pathology and have responded to their invitation to publish selected symposia contributions of our annual meetings in this journal. By choosing a 'state of the art' format, the imminence of our science is underscored and this will help to attract an even wider audience for our meetings and for the Journal.

### **Thanks to Council Members**

I want to thank our outgoing officers, Harry Kaya, who showed outstanding leadership as President of the Society through his new initiatives and friendly stewardship, Ray Ackhurst, as Secretary, who assembled the minutes of the Council Meetings before everyone else arrived home, Suzanne Thiem, as Treasurer, joyfully trained on the job and who volunteered to stay on for two more years, and Trustees Basil Arif, the devil's advocate for the good cause and Trevor Jackson, for giving candid advice on major details, and Jim Harper, our devoted Past-President and the Council's memory. All have given their time to serve the Society for the past two years. I look forward to working together with Wendy Gelernter, as incoming President, Peter Krell as Secretary, Suzanne Thiem as Treasurer and Alejandra Bravo, Bonifácio Magalhães, John Vandenberg and Patricia Stock, as Trustees, and last but not least Harry Kaya as Past-President and conscience of the Council. The Society would be almost virtual throughout the year, if Peg Rotstein did not serve as Executive Secretary and *ex officio* member of the Council. She kept and keeps things rolling. Thanks to her and Lee Solter, SIP Newsletter editor, for having done a superb job and ensuring that the communication network within the Society is secured. The membership is invited to contact any of these officers for advice, suggestions and comments to the benefit of the Society's future.

### **Finally**

I am honored to be President of the Society for Invertebrate Pathology in the footsteps of Ed Steinhaus, our first President and father of Invertebrate Pathology. Taken up by the Society as a young scientist in 1978 I enjoyed every annual meeting that I was able to attend and I cherish the scientific and personal friendship and collegiality of so many of you. It is good to see that so many of our members have the same experience within our Society.

I am looking forward to working with a committed Council, and in fact with all members, to the benefit of our Society. Being groomed by Harry Kaya and Jim Harper was a delight, but now the challenge is mine. I hope to live up to this challenge and will give it my best.

The Society is a home for both fundamental and applied scientists in their endeavor to understand invertebrates and their pathogens. Our meetings in the past have been very successful and they remain a very important activity of the Society in the future. Therefore, I invite you all to come to Anchorage, Alaska in August 2005 and to join Kelli Hoover and her crew in shaping an excellent scientific meeting.

*Just Vlak*  
*President*

**MINUTES OF THE GENERAL BUSINESS  
MEETING  
AUGUST 3, 2004  
HELSINKI, FINLAND**

**Minutes**

The Minutes of the 2003 General Business Meeting having been published in the November 2003 Newsletter, Just Vlak proposed acceptance of the Minutes; the motion was seconded by Peter Krell. Motion carried.

**President's Report**

The President noted that his full report would be published in the November Newsletter and that he would confine his remarks at this meeting to a few items.

He drew the attention of the meeting to the deaths of four members, Dr Jean Adams, Dr Andrezej Bednarek, Dr Adrian Gillespie, and Dr Patrick Vail, who died in the past year, and also those of Dr Geoffrey Simmons, Emeritus member, and Dr Raimon Beard, former member, who died in 2002. The meeting observed a moment of silence in their honour.

The President noted that the Vice President, the Treasurer and he had negotiated a new contract with the Executive Secretary, which will run from April 2004 to March 2008. He congratulated the new officer bearers on Council: Wendy Gelernter (Vice –President), Peter Krell (Secretary), Patricia Stock and Bonifacio Margalhaes (Trustees) as well Just Vlak who will succeed him as

President, and Suzanne Thiem, who was re-elected as Treasurer.

The President reported that Council had considered how to best use funding to support speakers. It was decided that each Division will be allocated \$1000 for non-member speakers, \$3000 will be allocated to the 2005 Organizing Committee for plenary and cross-Divisional symposium speakers, and that \$500 will be allocated to each Division for student awards.

**Treasurer's Report**

The Treasurer reported that the Society's assets had declined over the past year due to decreases in membership numbers, declining sponsorship, a loss on the 2003 meeting, and, although there were costs savings with electronic distribution of the newsletter, operating costs increased moderately. However, the financial situation is still strong, with total assets of \$179,136.98.

Mickey McGuire reported on behalf of the auditors that the Society's books are in good order and accurately reflect its finances.

John Burand moved that the Treasurer's Report be accepted; seconded by Vince D'Amico. Motion carried.

Rosalind James moved that the Auditor's Report be accepted; seconded by Peter Krell. Motion carried.

**Student Affairs Committee**

Todd Uguine reported on the establishment of the Committee, which is composed of students from each Division. The Committee defined the committee structure and procedures and organized a workshop for the Helsinki meeting. Two proposals for workshops at the 2005 meeting have been received: grant writing and presentation skills. Todd asked SIP members to consider how we might reach students in universities where there is no member of SIP.

**Founders Lecture Committee**

Dudley Pinnock moved that "the airfare and registration fee be waived for the honoree"; seconded by Alejandra Bravo. After discussion, David Ellar moved that the motion be amended to "transport, accommodation and registration be waived for the honoree"; seconded by Sarjeet Gill.

Just Vlak noted that the lecturer receives transport, registration and a \$500 honorarium. The question of covering costs for the spouse of a deceased honoree was not generally supported. Motion carried.

### Meeting Reports

Mark Goettel advised that there is now a standardised format for meeting proposals to assist in developing a proposal. He asked members to respond to the questionnaire on meetings that was recently distributed as it would assist with planning future meetings. The Committee will delay completion of the Meetings Guide for organizing committees until the results of the questionnaire become available.

The 2005 meeting is planned for Anchorage, Alaska and the 2006 meeting for Wuhan, China. No decision has been reached for 2007; the committee is aware of a proposal for Quebec City that is being developed. No enquiries about the 2008 meeting have been received; a European site should be considered.

#### *Burlington (2003)*

John Burand reported that there were 278 registrants for the Burlington meeting. This was below the breakeven point of 325, and was the reason for the \$20K loss on that meeting. Some members had been unable to attend because of the difficulty in obtaining a visa.

#### *Helsinki (2004)*

The Helsinki meeting budget was based on the expectation of 350 registrants. There have been 304 registrants with perhaps another 30 walk-ins. As most costs for this meeting are variable, the Organizing Committee expects to break even, although negotiation with the university about the possibility of a € 7-8K fee is ongoing.

The President thanked the Hokkanen family for their commitment to the meeting, noting that this also helped to keep costs down.

#### *Anchorage (2005)*

Kelli Hoover advised that the meeting will be held on campus 7-11 August, with the Council meeting on Sunday 7<sup>th</sup>. She provided an outline of the social program and facilities. Dorms will be available for weeks prior to the meeting but will become unavailable for August 14<sup>th</sup>.

Sarjeet Gill noted that there was some concern with the amount of sponsorship from companies declining. Wendy Gelernter advised that the decline from \$10K to

\$7K was mainly due to two companies not engaging this year. Although it is not yet clear if this is a permanent problem, Wendy asked for suggestions about alternative sources of sponsorship. In response to a question, Wendy commented that the Divisions are not constrained from raising their own funds but that they do need to coordinate their efforts with the Fundraising Committee.

### By-laws Amendments

Jim Harper explained the procedures required for an amendment to the By-laws (i.e. the proposal must be submitted with the signatures of 10 members, it must be approved by Council and posted on the notice board for 24 h prior to the General Business Meeting at which it must be accepted by 60% of the vote). The proposed change to the By-laws is to add three new standing committees to the existing five standing Committees established in this Section, which are (a) Nominating Committee, (b) Membership Committee, (c) Annual Meeting Program Committee, (d) Publications Committee, and (e) Meetings Committee. The three committees recommended for addition and are currently *ad hoc* committees with multiple-year histories, and which are now considered essential to the regular operation of the Society and thus deserving of standing committee status.

Jim Harper moved acceptance of the proposed amendments; seconded by John Vandenberg. Motion carried unanimously.

### Division Reports

#### *Bacteria Division*

Juan Ferré reported that Margaret Wirth was elected Member-at-large, replacing Colin Berry, and that Christina Nielsen-Le Roux will join the symposium committee to replace Alejandra Bravo. Three symposia are planned for the 2005 meeting, one of which is a cross-divisional symposium. Annual dues for the Division will remain at \$2, with an \$8 voluntary contribution for student support.

Of the six applicants for Student Awards in this division, one had won the Martignoni Award and another obtained an award from another division; the Bacterial Division made three awards. Two awards will be offered in 2005.



The *Bt* Toxin Nomenclature Committee has been adopted as a sub-committee of the Division.

The Division decided to establish a slide/image bank on the website where access is restricted to SIP members. This will add value to membership in the Society.

#### *Microbial Control Division*

Jeff Lord advised that the Division's meeting would be held on the following day. There was a decline in membership from 207 to 172. For the 2004 meeting, the Microbial Control Division organized two symposia and a workshop. The Division has produced an *Oryctes* t-shirt, which is on sale to raise funds for the Division.

The Division received only applicants for student travel awards, all of which were also submitted to other divisions. One applicant won the Martignoni award. The Division made two awards.

At the Division's meeting on the following day, Vince D'Amico was elected member-at-large, replacing Kerstin Jung.

#### *Microsporidia Division*

Nineteen members of the Division were present in Helsinki, a good proportion of the 43 members. New officers for the Division will be Gernot Hoch (Chair), Regina Kleespies (Vice Chair), Carlos Lange (Secretary/Treasurer) Mickey McGuire and Douglas Streett (members-at-large). The Division engaged in two symposia in Helsinki, one of which was a cross-divisional symposium, and a cross-divisional workshop. Two student awards were made.

#### *Virus Division*

Officers for the Division are: Jim Maruniak (Chair), Johannes Jehle (Chair-Elect), Marlinda Lobo de Souza (Secretary/Treasurer), Linda King and Robert Possee (Members at Large)

In addition to running symposia on virus ecology and the role of native immune systems and molecular host response, the Division combined with the Microbial Control Division to organize the Symposium 'Oryctes virus - from discovery to classical biological control agent'. Three student travel awards were made.

#### *Fungus Division*

Jørgen Eilenberg now assumes the chair and Fernando Vega becomes Chair-elect; Rosalind James will be the new Secretary/ Treasurer and Sunday Ekesi was elected

member-at-large. Charlotte Nielsen and Paresh Shah volunteered to help with construction of the divisional website and to collate images for a CD.

The Division supported a symposium and a workshop this year and was involved in two cross-divisional activities. A symposium on Cordyceps has been proposed for the 2006 meeting in China. Two student travel awards were made this year; there will be one in 2005.

#### *Nematode Division*

The Division has increased its membership from 41 to 43 this year. The Division organized two symposia and participated in a cross-divisional symposium and made two student awards in 2004. The Division's website will be updated with links to other sites.

Kelli Hoover, on behalf of the 2005 Organizing Committee, asked for the Divisions to submit their decisions on symposia to the Organizing Committee by January 1st.

The meeting was reminded that the Program Committee for 2005 consist of a representative of the 2005 Organizing Committee, the Chair of the 2004 Program Committee and each of the Division Chairs.

#### **Concluding Remarks**

The President, Harry Kaya, reflected on some of the recent changes in the Society. He noted that Ted Andreadis' proposal and his leadership through the process saw the establishment of an SIP logo. To ensure that we retain knowledge of the Society's roots, a History committee, chaired by Betty Davidson, was established and has been active. A Student Affairs Committee was established to increase student involvement in the Society. The President expressed the Society's appreciation to Todd Uginie for his enthusiastic leadership and to John Vandenberg who acted as faculty adviser to the committee. He advised that Christine Campbell will co-chair the committee in the coming year.

Harry awarded certificates of appreciation to the retiring members of Council and thanked Steve Wraight and his wife for their roles in producing the certificates. He thanked the organizers of the Helsinki meeting, the Division Chairs and the Martignoni family for their contributions to the

Society and formally handed over the presidency to Just Vlák.

Just spoke briefly on the need to address the membership decline, noting that it will be a top priority issue. He encouraged members to introduce students to the Society. His intention is to make the Society more visible and to intensify the connection with Elsevier, using JIP to promote the Society. He noted that there is a proposal to publish symposia papers in JIP. Just then thanked Harry Kaya for his contributions to the Society and his personal encouragement.

### Adjournment

The motion to adjourn was moved by David Ellar and seconded by Brian Federici. The motion was carried and the meeting adjourned.

## 2004 DIVISION MINUTES

### Bacteria Division

Monday, August 2, 2004, 20:00.

The meeting was attended by approximately 30 Division members.

#### 1) Approval of 2003 business meeting report

The 2003 report was approved. There were two matters arising concerning the Division web site and a proposal to produce a collection of slides/images. The secretary reported that the Division web site produced by Jean-Louis Schwartz had gone live in February following some minor modifications by Neil Crickmore, and with the help of Peg Rotstein. The website committee welcomes views on what other features Division members would like to see on the site. Following a suggestion at the 2003 meeting that it would be a good idea to set up a slide/image bank similar to that produced by the Microbial Control Division, it was eventually decided that compiling a selection of images, available via the website, that members could use in talks etc would be a good way to start. Neil Crickmore agreed to coordinate this. This can be just one measure to make the Society more attractive to people and thus increase its members.

#### 2) Chairman's report, including report on SIP Council meeting

Juan Ferré reported concerns that the number of student members joining the society and coming to meetings was lower than hoped. A long discussion took place as to how younger members could be encouraged to participate. It

was concluded that every effort should be made, both at Society and Division levels, to provide financial assistance to students wanting to attend meetings. It was also felt that more effort should be made by members to promote the society and that the possibility of actively recruiting members from outside the field of biological control should be pursued. The chairman reported that in future years all travel award applications will be handled centrally to avoid candidates simultaneously being considered for multiple awards. This year the Division had six applications for its three awards, and the winners were Yannick Pauchet, from the Centre de Sophia Antipolis (INRA), France; Inigo Ruiz de Escudero from the Universidad Publica de Navarra, Spain, and Ana Rodrigo Simon from the Universitat de Valencia, Spain. For next year, the Society will provide the Bacteria Division with \$500 for the Student Travel Award and the meeting decided to allocate an additional \$500 fund from the Division to cover a total of two awards.

#### 3) Financial report

The treasurer reported that as of April 2004 the Division had 85 members (69 full, 14 student, 1 honorary, 1 emeritus), of which 26 had paid the additional fee. It was decided that our Chair shall e-mail members just prior to membership renewal encouraging more to pay the voluntary contribution since this was used to help fund the student travel awards. In addition to the \$374 membership fees the only other income for the 2003/4 fiscal year was a \$1000 donation from the Society. The Division then spent \$1500 on student awards and a further \$500 on a donation to the Pacific Rim Conference, resulting in a net loss for the year of \$126. The fund balance of the division at the end of April 2004 was reported as \$865.30.

#### 4) Election of officers

Only one position was up for election, a member at large to replace Colin Berry. No nominations were received prior to the meeting, however a nomination for Margaret Wirth was received from the floor of the meeting and she was elected unopposed.

#### 5) Composition of sub-committees

The meeting agreed that it would be prudent to regularly rotate the membership of the symposium committee in order to introduce fresh ideas. Consequently Christina Nielsen-LeRoux agreed to replace Alejandra Bravo. The composition of the

other sub-committees remained unchanged. Neil Crickmore then made a proposal that the *Bt* toxin nomenclature committee be adopted as a sub-committee of the Division. This was agreed to by the meeting.

#### 6) Future symposia and workshops

The following symposia were proposed for the 2005 annual meeting:

*Toxin-receptor interactions and mode of action* (convenors Mario Soberon and Jeroen Van Rie)  
*Interaction and exchanges between bacteria: chromosomes and plasmids* (convenors David Ellar and Colin Berry). Cross-divisional symposium together with the virus division: Invertebrate responses to pathogen (convenors: Chistina Nielsen-LeRoux and Ruud de Maagd).

#### 7) Other business

Neil Crickmore informed the meeting that a proposal had been made to set up a nomenclature for the Vip proteins based upon the system currently used for the Cry and Cyt toxins. The meeting was in favour of the proposed nomenclature being adopted.

Ray Akhurst reported that the 2004 Pacific Rim Conference had been a great success and thanked the division for their financial support.

Juan Ferré reported a request by Wayne Hunter (USDA, ARS) to our SIP President, Harry Kaya, asking whether the SIP maintains a list of all biological control agents that various researchers are working with. The meeting felt that there was no desire, or need, to set up such a repository for bacterial agents. It was felt however, that publishing a list of known, existing, repositories on the Division web site would be useful.

Ralph-Udo Ehlers reported that a European Union funded Cost Action on *Bt* had been approved and provided funds to set up collaborative meetings. Funding was only really available for European scientists, although combining a COST meeting with a European SIP meeting in 2007/8 or 9 could provide financial support to bring more people to the meeting.

The meeting closed at 21:55

### **Fungi Division**

**August 2, 2004, Helsinki, Finland**

Chair: Judith Pell (present)

Chair Elect: Jørgen Eilenberg (present)

Secretary/Treasurer: Helen Roy (present)

Member at large: Stefan Jaronski (absent)

Member at large: Pedro Neves (absent)

### **1. Welcome**

The chair, Judy Pell, welcomed everyone to the Fungus Division business meeting.

### **2. Approval of minutes from last meeting**

Motion: Micky McGuire moved to approve the minutes. Seconded: Michael Brownbridge

Vote: Majority in favour

### **3. Chair's report** (Judy Pell)

*Symposia, workshops and funding for speakers*

Judy reported that the Fungus Division was supporting one workshop (Risk Assessment) and one symposium (Fungal Associations: Ecology and Evolution) at this meeting, and was also contributing to two cross divisional events (History of SIP and a workshop on education).

Two Student travel awards (\$500 each) have been issued to: Jason Baverstock and Ernst Jan Scholte. Next year only \$500 will be available.

The Council has given the Fungus division \$1000 to support non-members in attending the SIP annual meeting. Money allocated for symposium speakers will not be carried forward next year.

The Biocontrol Network in Canada gave \$1000 to support attendance by a speaker from industry. Judy thanked Mark Goettel for organizing this.

*Publication of symposia and workshops*

The Council would like to raise the impact of the meeting by publishing papers from one Symposium from each division in the Journal of Invertebrate Pathology (a special November edition). John Vandenberg stressed that as a Division we should be proactive about this and manuscripts should be submitted at the time of the meeting. Richard Humber also reported that Mycopathologia had expressed an interest in publishing SIP symposia. This was welcomed but John Vandenberg suggested that we show support to JIP as the Journal linked with the Society. Richard Humber agreed but asked that Mycopathologia be considered if JIP was unable to publish some papers.



Jørgen Eilenberg reported on the system previously used by Biocontrol, Science and Technology who recently produced a special journal edition on behalf of a British Mycological Society meeting; the journal set a deadline for submission and then reviewed individual invited contributions. Judy Pell highlighted that we would need to know details of symposia much earlier in order to allow sufficient time to produce papers.

Motion: Mark Goettel moved to consider JIP when coordinating symposia. Seconded: Richard Meadow  
Vote: Majority in favour

Hermann Strasser suggested that we indicate a desire to publish this year's symposium on risk assessment. Helen Roy suggested that the education workshop would also be a good synthesis or review.

Action: Jørgen Eilenberg will highlight the desirability of publishing symposia to all future symposia chairs and Judy Pell will give feedback to council that the Fungus Division would be interested in producing reviews on this year's Risk Assessment symposium and Education Workshop.

#### 4. Treasurers report (Helen Roy)

Helen presented the following tables:  
Membership has fallen to 113 (126 last year) but this reflects an overall trend in the Society.

#### 5. Election of a new committee members

##### *Chair elect*

Jørgen Eilenberg will become the new chair as Judy Pell's term ends. There were two nominees for a new chair elect: John Vandenberg and Fernando Vega. Fernando Vega was elected as the new chair elect.

##### *Secretary/ treasurer*

Helen Roy has completed her term as secretary/ treasurer. There were two nominees for the position: Rosalind James and Melanie Filotas. Rosalind James was elected.

##### *Member at large*

The members at large are responsible for raising the profile of the society. Pedro Neves is leaving the position of Member at Large. There were two nominees: Louella Castrillo and Sunday Ekesi. Sunday Ekesi was elected.

Paresh Shah indicated that the role of Member at Large could be more proactive and better utilized.

#### 6. Student affairs committee

Last year SIP council agreed to convene a student affairs committee with one student representative from each division. The purpose of this committee is to provide a mechanism for feedback from students, which would help the society to determine how students can be better served. Todd Uginé represents the Microbial Control Division and Ernst Jan-Scholte represents the Fungus Division. This year the student affairs committee convened an excellent workshop. Todd explained that becoming a student representative was an excellent way of getting involved with the society and new representatives are required because it had already been agreed that there would be a two year limit to each post and so all of them will complete their term soon. The current committee has agreed to stay on to provide some continuity with new representatives (and because it's fun!).

Action: Names of possible representatives should be forwarded to Jørgen Eilenberg.

#### 7. Symposia for next years meeting

Judy Pell invited proposals for symposia for next years meeting.

- i.) Micky McGuire: Workshop on Beauveria and tools for studying this genus
- ii.) Helen Roy: COST action 842 (EU initiative focusing on Entomophthorales in which scientists from within the EU come together to discuss specific themes relating to Entomophthorales) will be coming to an end in 2005 and a symposium could be organized on the activities of this action. Siegfried Keller is the chair of this action and he should be contacted to convene the symposium.
- iii.) Rosalind James: Disease transmission.
- iv.) Ellie Groden: Fungi in forests
- v.) Steve Wraight: Grasshopper control
- vi.) Charlotte Nielsen: Cordyceps (but this may be more suited to the 2006 meeting in China)
- vii.) John Vandenberg: Diseases of marine invertebrates (cross-divisional)

Judy Pell: All the ideas are great – further proposals should be submitted to Jørgen Eilenberg as soon as possible so they can then be circulated to the committee including the past chair for a decision on which ones go forward this year.

Action: All proposals to be submitted to Jørgen Eilenberg by October 1st.

John Vandenberg commented that it will not be guaranteed that we will get both a workshop and a symposium in the programme. There is concern that there will not be sufficient room for contributed papers; however we need to argue that as the second largest division we should be allocated the space in the programme. Jørgen Eilenberg added to this that there is a dominance of fungal-based papers.

Mark Goettel felt that chairs of symposia should be a larger part of the organizing committee.

John Vandenberg advocated the model of the Entomological Society of America whereby there is a discussion of ideas and then a deadline set for firm proposals, which must include an introductory paragraph and list of speakers.

Action: Submission of symposium ideas to the Chair.

### 8. Sequencing Fungal Genomes

Ray St Leger had produced a proposal to get the genome of *Metarhizium anisopliae* sequenced within the 2002 Fungal Genome Initiative. There have been discussions on this but the NSF has suspended funding for 1 year and so the proposal will be resubmitted next year.

Committee:

Ray St Leger (Chair)

Steve Reyner

Alice Churchill

John Vandenberg

Don Roberts

Stefan Jaronski

Richard Humber

Judy Pell (Division representative)

### 9. Website

Discussion: There has been little progress since last year's meeting. Judy Pell and Helen Roy circulated a short questionnaire by e-mail and responses have been collated. Stefan Jaronski is now working on this further.

Paresh Shah was invited to become the Division's webmaster.

Action: Paresh to liaise with Stefan and Helen to move the website ahead and all Division members should provide ideas.

Committee:

Helen Roy (no web expertise but willing to collate information)

Paresh Shah (WEBMASTER)

Stefan Jaronski (has web expertise)

### 10. Dues and fundraising

Last year we had lengthy discussions on whether or not to raise dues. These discussions were continued this year. The intended use of dues is for travel awards and to provide a capital base. It was suggested that the dues could be used to support web design. John Vandenberg suggested that instead of raising dues it would be possible to add a line to our divisional entry on the SIP membership payment form to opt to donate extra money.

Motion: Michael Brownbridge moved to include an optional donation box in addition to the membership dues. Seconded: Rosalind James  
Vote: Majority in favour

### CD-ROM

Mark Goettel indicated that there had been no action in this area. Paresh Shah questioned the value of a CD-ROM given that many people can access images from the web or free from the source. Steve Reyner suggested that if we had an image rich website we could ensure images were only available to members by including a block on the website. This may increase membership.

Motion: Richard Meadow moved to eliminate issue of CD as fundraiser, but we will consider how we will present good images of entomopathogenic fungi. Seconded: Rosalind James  
Vote: Majority in favour

Action: Charlotte Nielsen agreed to coordinate image collation. Rosalind James will ensure that an advert goes into the newsletter asking for images to be sent to Charlotte after liaising with Charlotte on suitable topic areas.

### 11. Adjournment of meeting

John Vandenberg commended current officers for a job well done and Judy Pell welcomed the new officers.

*Minutes respectfully submitted by Helen Roy (10th September 2003)*

**Microbial Control Division  
4 August 2004, Helsinki, Finland**

Chair Jeff Lord called the meeting to order at 8.05 pm. Officers present were Jeff Lord, Chair, Michael Brownbridge, Chair-elect, Travis Glare, Secretary/Treasurer and Wendy Gelernter, past Chair. A motion to dispense with the reading of the 2003 minutes and accept them as written was made by Lerry Lacey, seconded by Richard Humber. The vote was unanimous in favour of the motion.

**Report on the Sip council meeting:** Jeff Lord reported on the SIP council meeting. He reported that the \$1000 available for support of non-member invited speakers from SIP to divisions was to be renewed and another \$500 from last year had been added. Symposia are being called for next year’s meeting, with cross-divisional symposia encouraged.

The Journal of Invertebrate Pathology is interested in publishing special issues based on symposia from the SIP meetings.

There was concern expressed on invited speaker award system and whether the \$1000 to invited speakers should come from the divisions or through the meeting chairs. Discussion was held on this point. A motion was put with 14 supporting the money through the divisions and 11 through the programme chair.

**Financial Report:** Secretary Travis Glare read the financial and membership report. The Treasury is down \$2,451.54 from last year with a balance of \$5,770.15 as of April 30, 2003. This is due in part to a one-time donation of \$500 and a \$1,000 award deficit. There is also \$1,346.48 in expense for the short course manual with only \$360.00 reported in revenues, however this may be an error in the accounts and is under investigation. The complete revenues for the course need to be located. The revenues from sales of the Microbial Control Division Slide CD have nearly ceased, and a new CD is under consideration.

**Membership:** The decline in membership has continued with current numbers at 172, as compared to 207 in 2003 and a peak of 275 in 2000. This still represents nearly half of the SIP membership.

**New members:** Denis Burges raised the issue of attracting new members. A number of ideas were discussed, such as sending out paper copies of the membership to existing members so they could see who wasn’t a member but was active in the area. Targeting Asia with information and preparing brochures on the Society and Division were also suggested. Any ideas should be discussed with Ray Akhurst or Just Vlask. Lerry Lacey volunteered to liaise with membership committee on behalf of the Division.

**Fundraising:** Vince D’Amico designed and produced 100 t-shirts commemorating the *Oryctes* virus symposium supported by MCD. The t-shirts were for sale at the conference, although only a few were available for display due to being held up in customs. The Division appreciates Vince’s efforts. Vince is also heading a committee to look into the feasibility of a new CD from scanned slides to offer for sale. Roy Bateman offered to be a focal point for new ideas for fundraising for the Division and will report back next year.

Currently the Division’s funds are held in non-interest bearing accounts. A motion was passed to put funds into CDs when the officers judge interests rates to be favorable.

**Student Travel Awards:** The MCD received only four applications for the student travel awards. All of the applications were submitted to other

Financial Report for Fiscal Year 2004  
(May 1, 2003 – April 30, 2004)

|                           |              |
|---------------------------|--------------|
| Income                    |              |
| Slide Atlas CDs           | \$ 105.00    |
| Short Course              | \$ 360.94    |
| Meeting speakers transfer | \$ 1000.00   |
| Membership dues           | \$ 344.00    |
| Total Income              | \$ 1809.94   |
| Expenses                  |              |
| Awards                    | \$ 2000.00   |
| 2003 Meeting expenses     | \$ 385.00    |
| Bank Service Charge       | \$ 30.00     |
| Donation                  | \$ 500.00    |
| Short Course Manual       | \$1,346.48   |
| Total expenses            | \$4,261.48   |
| Net Income                | \$(2,451.54) |

**Comparative Statement of Funds Balance**

|            |            |            |
|------------|------------|------------|
| 4/30/2002  | 4/30/2003  | 4/30/2004  |
| \$7,959.27 | \$8,221.69 | \$5,770.15 |



Divisions and one was chosen for the Martignoni award. The MCD officers voted to award \$600 to Roselyne Labbé, Université Laval, Québec, Canada to present an oral paper "Does *Beauveria bassiana* disrupt greenhouse biological control?" and Claudia Dolores Pérez Ortega of the Institute of Biotechnology, Morelos, Mexico for the paper "Analysis of the interaction between Cry11A y Cyt1A of *Bacillus thuringiensis* subsp. *israelensis*: biological role in synergism". The student judging process was overseen by Kerstin Jung.

The need to modify the application and selection process was apparent. Steve Wraight will coordinate cross-divisional applicants next year. There was discussion about whether the awards were enough to be meaningful. There was a suggestion that registration fees be waived for student award winners and requested that council consider this. A motion by Wendy Gelernter to authorize the committee to spend up to \$750 each on 2 awards was proposed, and an amended motion to allocate up to \$1500 for student awards, to be decided by the committee. Motion was carried.

**Workshops and Symposia:** One workshop and two symposia were supported by the Division at the 2004 meeting. Wendy Gelernter and Jeff Lord convened a workshop on "Status of microbial control products: news from the industry". The Division supported a symposium on "Bringing pathogens from the laboratory to the field" organized by Vince D'Amico. A symposium entitled "Oryctes virus - from discovery to classical microbial control agent" organized by Suzanne Thiem and Trevor Jackson was cosponsored with the Virus Division and given \$500 in support.

Jeff Lord called for symposia ideas for the 2005 meeting, with topics and potential speakers needing to be provided by January 2005. Maureen O'Callaghan and Travis Glare suggested a symposium on "Use of pathogens in incursion management"; Wendy Gelernter suggested a report on the *Btk* standards programme; Ralf Ehlers suggested a symposium on "Critical situation registration and safety/risks" and Trevor Jackson suggested one on unifying requirements for registration. Jeff Lord will email Division members requesting proposals.

***Btk* standard programme report-** At the 2003 meeting, the members voted to give authority to spend up to \$1000 to support the production and standardization of the *Bt* powder. Travis Glare, coordinator of the programme, reported on progress. *Btk* standard project has been underway this year. Becker Microbials (Terry Couch) has produced 25 kg of a *Btk* strain as a new standard and

this has been sent to Joel Siegel (USDA) who will be the main curator. Alex Rooney (USDA) will act as a backup, holding some of the material. Joel is dividing the material into aliquots and will supply to any who request samples. There is a group of 5-6 laboratories now ready to conduct bioassays to establish standards. The results will be reported to the Division next year.

**Report on the Pacific Rim *Bt* meeting, Vietnam.** Ray Akhurst reported on the meeting in Vietnam, which was sponsored by the Society and Division. There was a good quality programme and 120 participants from many countries. It was noted that, although the conference was sponsored by SIP/MCD, no publicity material about SIP was supplied by the Society and so an opportunity was lost to attract new members. It was suggested that there be some SIP/MCD representation at the next PacRim meeting to increase awareness of the Society and the Division, and to encourage membership in both. A Proceedings, edited by Ray, will shortly be available. Ray thanked the Division and Society for support of the conference. The next Pac Rim meeting will be in Victoria, Canada in November 2005.

**Elections:** Elections were held for positions of member-at-large with the term of Kerstin Jung ending. Vince D'Amico was elected as member-at-large.

**New business:** Roy Bateman suggested that the webpages of the International Biopesticide Consortium for Development, a group composed of several members of the Division, could move their webpage to the SIP/MCD website. This would form part of an upgrading of the MCD webpages and could include links to other relevant sites. Roy Bateman will investigate, and comments about upgrading the website can be emailed to Roy. Vince D'Amico has produced webpages on microbial control and viruses and suggested that such pages could be useful for the MCD website.

Meeting was adjourned at 9.20 pm.

*Travis Glare*  
*Secretary-Treasurer*

**Microsporidia Division****August 2, 2004, Helsinki, Finland, 20.00h**

## Division Activities

Cross Division Symposium "SIP – the Past, Present and Future", Sunday, August 1, 10.30 – 13.30: "Past, Present and Future of Microsporidia in the SIP", prepared by Jaroslav Weiser, talk given by Jimmy Becnel as a consequence of travel problems experienced by Professor Weiser.

The Division hosted a symposium on Tuesday, August 3, 8.00 – 9.45; "Can microsporidia seriously considered as biological control agents?" Three presentations were made: Jimmy Becnel, Lee Solter and Carlos Lange.

Contributed Papers Session (Wednesday, August 4, 9.00 – 12.00; Chair: Rudolf Wegensteiner and Regina Kleespies. with seven presentations including three student speakers.

Poster session Wednesday, August 4, 13.30 – 15.30: two posters.

Cross Division "SIP Education Workshop", Wednesday, August 4, 16.00 – 18.00; presentation "Microsporidia and Biological Invasions", Alison Dunn.

Cross Division Workshop "The Graduate Student's Guide to the Galaxy" Sunday, August 1, 16:00-18:00. Lee Solter, Panel Member.

## Microsporidia Division Financial and Membership Report

From May 1, 2003 to April 30, 2004: balance \$1,914.00. 46 Members, a dramatic decrease compared to 2003.

## Microsporidia Division judges for student presentations (2003)

Jimmy Becnel, Andreas Linde, Lee Solter and Rudolf Wegensteiner.

## Microsporidia Division Travel Awards

Two students were supported by the Microsporidia Division: Johanna (Jolene) Slothouber-Galbreath, Leeds (UK), and Youri Tokarev, St. Peterberg (Russia).

SIP Award For The best student oral presentation J. Slothouber-Galbreath, Leeds (UK).

## Microsporidia Division Business Meeting

Nineteen people were present at the Microsporidia Division business meeting (notes taken by R. Kleespies

in the absence of Leah Bauer, Secretary/Treasurer). Elections of new officers were conducted and the following were elected:

Chair: Gernot Hoch

Vice Chair: Regina Kleespies

Secretary/Treasurer: Carlos Lange,

One new Trustee, (replacing Joel Siegel): Michael McGuire

Douglas Streett will serve as trustee for one more year.

**Nematode Division****August 2, 2004, Helsinki, Finland**

**Webpage update:** We have continued updating our webpage to include past meeting minutes, upcoming meetings/workshops and other general announcements.

**Nematode Division and the National List of Biological Control Agents:**

As the Division Chair, I took the initiative to lead the *Nematode Team Working Group* and help organize the national lists of nematodes currently used or with potential in biological control. We have created an excel spreadsheet and have disseminated it to members of the nematode community to help record all currently available species. This list is also available on our division's website.

**Nematode Team Working Group Members:**

Chair: S. Patricia Stock (Univ. Arizona)

Co Chairs: Harry K. Kaya (Univ. California) and Parwinder Grewal (Ohio State University)

Team Members: Robin Giblin-Davis (Univ. Florida), Albrecht Koppenhöfer (Rutgers University), Khuong Nguyen (University of Florida), David Shapiro-Ilan (USDA-ARS, GA)

**2004 Nematode Division Student Travel Award:**

Two Student Travel Awards, for the amount of \$500/ea will be granted this year.

**2004 Symposia:** Our Division organized three Symposia for this year's meeting. Two Nematode Division and one Cross-Division (in collaboration with Jean Louis Schwartz) symposia:

Symposium 1: *Nematodes and cold adaptations*

- Ian Brown (Georgia Southwestern State University, Americus, GA, USA). Cold tolerance strategies of Entomopathogenic nematodes

- Parwinder Grewal and Ganpati Jagdale (Ohio State University, Wooster Ohio, USA). Physiology of nematode cold tolerance

- Vladimir Puza (Czech Academy of Sciences, Czech Republic) Seasonal dynamics of entomopathogenic nematodes of the genera *Steinernema* and *Heterorhabditis* and their hosts, with comments to the winter period.

-David Wharton (University of Otago Dunedin, New Zealand) Cold tolerance mechanisms in Antarctic nematode *Panagrolaimus davidi*

Symposium 2: *Significance of the entomopathogenic nematode infected-host in the soil ecosystem, and potential impact on microbial control.*

- Parwinder Grewal, Ohio State University. . The infected host's role in infection dynamics

- Harry Kaya (University of California, Davis) and Heidi Goodrich-Blair (Dept. Bacteriology, University of Wisconsin). Infected host interaction with antagonists

- Christine Griffin (National University of Ireland). Emergence dynamics from the infected host and quality of emerged nematodes

- Mary Barbercheck (Penn State University), and Marie Greenwood (North Carolina State University). Response of soil fauna to inundatively and cadaver-applied entomopathogenic nematodes

- David Shapiro-Ilan (USDA-ARS) and Ed Lewis (Virginia Tech). Potential for application of infected hosts in microbial control:

Symposium 3: *Microbial control in greenhouse and nurseries*

- Solveig Haukeland-Salinas (The Norwegian Crop Institute, Planteforsk, Plant Protection Centre, Norway). Use of entomopathogenic nematodes in the Nordic countries.

- Alida F. Janmaat and Judith Myers (University of British Columbia, Canada). The effect of crop on the evolution of *Bt* resistance in greenhouse *Trichoplusia ni* (cabbage looper) populations.

- Rob van Tol (Plant Research International, Wageningen), The Netherlands. Field efficacy of EPNs in nursery and tree applications

**Officers renewal:** Elections were held to renew three officers positions: one member-at-large (Heikki Hokanen), Secretary-Treasurer (Mary Barbercheck) and Vice-Chair (Parwinder Grewal) at the 2004 Division's Business Meeting on Monday August 2.

- **Membership and Finances:** The following data was submitted by Peg Rotstein.

Current membership for calendar year 2004: 43 members.

|                                   |                             | <u>May '02 - Apr 03</u> |
|-----------------------------------|-----------------------------|-------------------------|
| <b>Income</b>                     |                             |                         |
| Meeting                           | Speakers                    |                         |
| Transfer                          |                             | \$1,000.00              |
| <b>Total Membership Dues 2004</b> |                             | <u>\$215.00</u>         |
| <b>Total Income</b>               |                             | \$1,215.00              |
| <b>Expense</b>                    |                             |                         |
| Awards                            |                             | \$800.00                |
| <b>Total Expense</b>              |                             | <u>\$800.00</u>         |
| <b>Net Income</b>                 |                             | <u><b>\$415.00</b></u>  |
|                                   | <b>Balance at 4/30/2003</b> | \$2,337.00              |
|                                   | <b>Balance at 4/30/2004</b> | \$2,752.00              |

Officers:

Chair: Patricia Stock

Chair Elect: Parwinder Grewal

Secretary/Treasurer: Mary Barbercheck

Members-at-large: Heikki Hokkanen and Guy Belair

*Respectfully submitted,*  
*Patricia Stock, Chair*

### **Virus Division**

**August 2, 2004, Helsinki, Finland,**

The Virus Division Business Meeting was attended by 34 people. The meeting was chaired by the Virus Division Chair John Burand, and the Secretary/Treasurer Jim Slavicek recorded the meeting minutes.

### **Summary of Virus Division activity at the Helsinki meetings:**

This year the Society organized a symposium on the history of SIP and Basil Arif was kind enough to agree to speak on the history of Virus Division in this symposium.

In addition, the Virus Division organized and sponsored:

2 division symposia

1 cross-division symposia

1 workshop

25 contributed papers 2 of which are student papers

28 posters at least 3 of which are student posters

### Membership:

The increase in dues went into full effect this year. We have 96 dues paying members. This includes 91 regular members paying \$10 (The same as last year) and 5 students paying \$2

### Student Travel Grant

This will be the fourth year the Division has presented the annual student award, with entries judged by the Division's Executive Committee. This year because of the quality of the applications and with the funds provided by the council three Virus Division Student Travel Awards of \$500 each will be presented. This year's winners are: Hirokazu Shikata, Ayako Hirao and Aki Fujimoto all three from the Tokyo University of Agriculture and Technology.

### 2004 Symposia

As in the past, Symposia for this year's meeting were selected by discussion and vote at the 2003 Business Meeting. The Division continues to maintain an updated list of topics, from which Symposia titles are selected each year. This year the Virus Division combined with the Microbial Control Division to organize a symposium entitled: Oryctes virus - from discovery to classical microbial control agent. The Division also organized a symposium on virus ecology and on the role of native immune systems and molecular host response. Thanks to the Society's Speaker Fund, we were able to support several of the speakers in these sessions.

### Possible Symposia Topics for 2005

A considerable amount of time was spent discussing possible topics for next year's symposium. The members of the Virus Division decided to organize a cross-divisional symposium on Host/Pathogen Population Dynamics and three divisional symposia. The topics chosen were Insect Expression Systems, gene therapy and vaccine development, PolyDNA Viruses/Ascoviruses and Field Performance of Insect Viruses. However, a symposium on Virus/Host Interactions may be organized 2005 or possibly 2006. Jim Maruniak will work to clarify this issue. Virus Division members were encouraged to contact Jim Maruniak if they would like to participate in organizing a Virus Division Symposium. Peter Krell volunteered to organize the PolyDNA Viruses/Ascoviruses Symposium.

**Financial Report for Fiscal Year 2003** The financial information was provided by the SIP Treasurer

Suzanne Thiem and the Executive Secretary, Peg Rotstein.

|                              |            |
|------------------------------|------------|
| <u>Revenue</u>               |            |
| Membership Dues              | \$920.00   |
| SIP Speaker Funds            | \$1,000.00 |
|                              |            |
| Total Revenue                | \$1,920.00 |
| <u>Expenses</u>              |            |
| Meeting Speakers             | \$500.00   |
| Student Travel Award         | \$400.00   |
|                              |            |
| Total Expenses               | \$900.00   |
|                              |            |
| Net Income                   | \$1,020.00 |
|                              |            |
| Fund Balance as of 4-30-2002 | \$2,109.00 |
|                              |            |
| Fund Balance 4-30-2003       | \$3,129.00 |

### Election of Officers

One nomination (Johannes A. Jehle, Germany) was received by the Chair for the position of Chair-Elect. Johannes was unanimously elected.

One nomination (Marlinda Lobo de Souza, Brazil) was received by the Chair for the position of Secretary/Treasurer. Marlinda was unanimously elected.

One nomination (Linda King, UK) was received by the Chair for the position of Member-at-Large. Linda was unanimously elected.

## ANNUAL REPORTS

### President Address and Report for 2004

During the past two years, I have had the privilege of serving as President of your Society. My tenure began at Foz do Iguassu, Brazil, which was the first SIP meeting on the South American continent. This meeting allowed many of our South American colleagues to attend and engage scientifically and socially with scientists from other parts of the world. Last year, we met on the North American continent in Burlington, Vermont. This year when I become Past President, the meeting is on the European continent in Helsinki, Finland. Future



**Harry Kaya, SIP President 2002-2004**

meetings will take us to Anchorage, Alaska in 2005 and Wuhan, China in 2006.

With the dedicated efforts of many members, much has been accomplished during the past two years. These accomplishments include the following:

1. Establishment of formal ties with the Journal of Invertebrate Pathology. Members can subscribe to the journal at a considerably lower rate. In addition, the journal becomes the "official" publication of SIP with the statement, "Published under the Auspices of the Society for Invertebrate Pathology," which is displayed on the cover of each issue. This statement was dropped in 1988 with volume 52 and appears in 2004 with volume 85.

2. Renegotiation of Margaret (Peg) Rotstein's contract. The initial 6year contract of Executive Secretary, Peg Rotstein, took effect on April 1, 1998 under the presidency of Brian Federici and expired on March 31, 2004. Council voted to have Peg continue as Executive Secretary, and I, along with Vice President Just Vlask and Treasurer Suzanne Thiem, renegotiated a 4-year contract with Peg that is effective from April 1, 2004 to March 30, 2008. Council approved the new contract.

3. Creation of a SIP logo. A committee chaired by Ted Andreadis received more than 100 logo submissions from members and non-members. Eight submissions were selected by the committee (with membership input at the General Meeting in Burlington). The members were asked to vote electronically by ranking their first (1) to last choice (8). The logo can be seen on the SIP redesigned website and is the exclusive property of SIP.

4. Closure of portions of the website to members only and website redesign. At the Foz do Iguassu Meeting,

Council voted to have portions of the website closed to members only. Basically, the Newsletter section and Search for Members are available to members only, but other menu items are open to the public. For a variety of reasons, however, this action did not take place until 2004. I am sure we will experience some "growing pains" with this new format, but it will ultimately prove to be a positive change. In addition, with the acceptance of the SIP logo, the website was redesigned to follow its color scheme. The redesign was done thanks to the tireless volunteer efforts of our Executive Secretary.

5. Appointment of a Student Affairs Committee. I noted that students as a group were underrepresented within the structure of SIP. Student members have all the privileges of a regular member and can voice their opinions at the General Meeting or directly to the officers, but this is done on an individual basis. I appointed Todd Uguine as chair of a new ad hoc Student Affairs Committee with representation from each Division. This committee has been working hard, has established guidelines, and will meet for the first time as a group in Helsinki.

6. Mid-year Council Meeting. In January 2004, Council held a mid-year Meeting. This was done electronically and we handled a number of issues that arose since our meeting in Burlington. As far as I am aware, this is the first formal meeting of the Council using this format. Council approved the following items:

- a. provided seed money of \$300 for the Student Affairs Committee;
- b. approved Peg's new contract;
- c. raised the monetary amount of the Mauro E. Martignoni Travel Award from \$500 to \$750;
- d. agreed to drop the word "Travel" from the award in item c so that it will be known as the Mauro E. Martignoni Award; Mrs. Louis (LU) Martignoni and her family have concurred with this change;
- e. decided on what portions of the SIP website will be closed to members only (see Item 4).

7. SIP History on the website. The history of SIP is well known by most senior members of the Society, but as time goes by, the institutional memory will be lost. Much of our history is in the Newsletters, but these are not readily accessible, especially the older ones that are not available on



the web. In an effort to capture our history so that newer members will not forget our roots, I appointed Elizabeth (Betty) Davidson to chair the History Committee. The results of the Committee's effort are on the website and can be found on the menu under "Information." This document needs to be updated periodically and, perhaps, more photos can be included.

Although much has been achieved during the past two years, there is much more to be done and new challenges will arise. Some of the challenges still facing the Society include amendments to the By-Laws. One major issue is that permanent committees were established by previous Presidents but these committees are not in the By-Laws. The charge of the Committees or to whom they report has never been formalized in writing. Consequently, I asked Jim Harper to examine our current By-Laws (amended in 1999). Jim has drafted his recommendations to Council that include the following additions to Article VI Committees. The recommendations are that three of these committees, Endowment and Financial Support Committee, Founders' Lecture Committee, and Awards and Student Contest Committee, become Standing Committees. [Editor's note: these changes will appear in the February SIP Newsletter] Another By-Laws issue that faces the Society is to resolve how officers and other critical topics are voted upon. The vote for the logo went well electronically but the By-Laws (Article II. Elective Officers, Section 2. Elections) require that the election ballots of officers are to be sealed and mailed to the secretary and counted by a Tellers Committee appointed by the President. It would seem that the By-Laws could simply be changed by stating that the voting may be electronic (with the change approved by the membership). However, validation of the votes by a Tellers Committee needs to be worked out and proper wording for the voting procedure needs to be drafted.

Another challenge faced by past Presidents has been to increase the involvement of researchers focused on non-insect invertebrates. The Founding Members of SIP included many scientists who worked with non-insect invertebrates. In fact, at least three of our Past Presidents (i.e., Al Sparks, Phyllis Johnson, John Harshbarger) and other key officers in SIP were scientists who had active research programs with these invertebrates, but as time went on, they become less and less involved in the Society. Presidents including myself have made serious attempts to include them again in SIP. I am sure that future Presidents will continue this effort.

The regular (\$30/year) and student \$(15/year) dues for SIP have remained constant since 1992. However, divisional dues have increased for regular members but not for students. The divisional dues have been raised with the primary goal of providing travel support to students within Divisions. Nearly every year, the topic of raising membership dues is discussed in Council. In spite of the loss incurred at the Burlington meeting, the financial situation of the Society remains fiscally strong, and there are no plans to raise dues at this time. In the meantime, Council will use funds wisely to benefit the membership through program enhancement and student involvement while maintaining a strong fiscal policy.

I would like to echo some of the sentiments in Jim Harper's President's Address that was published in 2002 (Volume 35, Number 3 Newsletter). He stated that through the years SIP meetings have changed technologically. I noted that just during the past few years, we have evolved from 2 x 2 slides to PowerPoint presentations. In fact, the slide projector is obsolete and no longer manufactured. PowerPoint-generated posters are done beautifully on one high-quality sheet whereas in the "old days" (which was not that long ago), the posters were put together piece-meal, and it took ages to place them onto the poster board. However, as Jim aptly stated, our Society has not changed at the personal level. SIP has a successful formula in maintaining a core of its current membership. We meet in a variety of geographic locations that serve our international members. We have developed close personal and professional ties that strengthen our Society and science. For many of us, SIP is our scientific family, and students and new attendees can see the camaraderie that exists. I hope the students and new attendees will or have already established personal and professional ties and will be able to enjoy our scientific family. Moreover, meeting locations have always been attractive and provide opportunities for accompanying persons and families to enjoy local activities during and after our regular meetings.

This was an election year for the Society and the Nominating Committee chaired by Bob Granados provided us with an outstanding slate of candidates. Each of the candidates has a strong CV and a strong commitment to SIP. The new officers are: Just Vlak – President; Wendy Gelernter- Vice President; Peter Krell – Secretary; Suzanne Thiem, Treasurer;

Patricia Stock and Bonifacio Magalhaes - Trustees. Trustees, John Vandenberg and Alejandra Bravo, will continue on the Council for two more years. These officers will provide excellent leadership over the next two years.



We were saddened by the deaths of four members this past year: Dr. Jean Adams, Dr. Andrezej Bednarek, Dr. Adrian Gillespie, and Dr. Patrick Vail. In addition, we learned about the deaths of two former members, Dr. Raimon Beard and Dr. Geoffrey Simmons, who passed away in 2002. Please stand for a moment of silence in memory of these deceased members.

As I exit as President of SIP, I wish to thank my officers, friends, and colleagues for their support and advice in operating the Society. Secretary Ray Akhurst has kept me on my toes, and has provided advice and timely reminders about deadlines. Treasurer Suzanne Thiem has been a superb fiscal officer and provided good ideas about investments. She will continue to serve the Society in this capacity for the next two years. Past President Jim Harper has always been available for consultation by phone or e-mail, and retiring Trustees Basil Arif and Trevor Jackson have provided advice and great service to the Society. Just Vlask, Alejandra Bravo and John Vandenberg have provided assistance whenever called upon and will continue to provide excellent leadership. The Division Chairs have been outstanding in leading their members and have provided tremendous assistance and support to Council as ex-officio members.

Each of our committees has provided superb service to the Society and I thank them for their many contributions to the Society. I thank Jimmy Becnel for his willingness to resume the role as Membership Chairperson and leading this Committee. Steve Wraight's Awards and Student Contest Committee has the difficult tasks of selecting judges for the student oral and poster presentations and tallying the scores so that the students can be recognized at the banquet. This committee has also made the certificates for the student winners. Todd Uguine has taken the leadership role in organizing the Student Affairs Committee and has done an exceptional job. As usual, Dudley Pinnock's Founders' Lecture Committee has done an excellent job to honor deserving individuals who have contributed to the science of invertebrate pathology (Honoree) and a deserving member to be the lecturer. David Onstad's Publication

Committee has not been idle during my tenure. They provided advice and counsel as we worked out the agreement with Elsevier to have the Journal of Invertebrate Pathology as our official journal. Wendy Gelernter's Endowment and Financial Support Committee has always been active and has been highly successful in obtaining funding from industry and other sources to support our meetings. As I indicated early, our meeting sites have always met in wonderful geographic locations. This task has been led by Mark Goettel's Meeting Committee who must plan years in advance and obtain commitment from members willing to host a meeting in their geographic area. Every effort is made to select a meeting site that will provide members the opportunity to interact with international colleagues. Hence, the meeting sites are rotated among the different continents. Newsletter Editor Leellen Solter along with Assistant Editors Gernot Hoch and Vince D'Amico have produced the Newsletter in a timely manner and provide useful information to the members. Peg Rotstein, our Executive Secretary, has had a busy personal year with the birth of twins. Often, the SPAM filter has filtered out e-mails from members, which has resulted in lost communication. Hopefully, this has been resolved. Peg has worked diligently for the Society and I am thankful for her assistance these past two years. In identifying individuals, the danger is that invariably someone is left off my list. If I have left your name off my report, it was not purposefully done and I apologize for my oversight. I do, however, offer my sincere thanks to all of you for your hard work and dedication to the Society.

We have had many corporate and government sponsors for our past meetings, and this year we are similarly blessed. These sponsors are recognized on the covers of our "Program and Abstracts." If you see members of the sponsoring organization and company, please thank them for their support as they are critical to the success of this meeting.

Our Nordic hosts have provided us with an extraordinary venue and program for this meeting. Many individuals are involved to make this meeting a success, and these individuals will be recognized at the banquet. I wish to extend special thanks to Heikki Hokkanen, Local Arrangements Committee Chair, and to Joergen Eilenberg, Program Committee Chair, for their outstanding work. This

Nordic site has been a first for SIP, and for many of us, this is our first trip to the northern part of the European continent. Although we expect that the scientific and social aspects of the meeting will be rewarding, this meeting has exceeded our expectations. On behalf of the Society, I thank each and every one of you for your warm and gracious hospitality and for being fantastic hosts of this memorable meeting.

A meeting is not successful unless we have individuals contributing to the scientific program. At this meeting, there are more than 300 abstracts that have been submitted, indicating that the science of invertebrate pathology is as strong as ever. The Founders of this Society would have been immensely proud of the scientific contributions being made, and probably astonished at how successful we have been. It is each one of you members who make this Society function, and I thank you for your support and contributions to this still growing field of science.

This is the end of my tenure as President, but certainly not the end of my involvement with SIP. But it is time to turn the reign of leadership over to our new President, Dr. Just Vlák. The first President of the Society, Dr. Edward Steinhaus, initiated a tradition in 1968 when he passed the SIP gavel along with a copy of Robert's Rules of Order to the new President, Dr. Al Sparks. In keeping with this tradition, I am pleased to pass them on to Just who will lead us over the next two years and wish him all the success as SIP President.

*Respectfully submitted,*  
Harry Kaya  
President



**2004 Council and Division Chairs**

*The above formal report was prepared prior to the meeting in Helsinki and submitted to Council. The following Presidential Address was given at the Society's general Meeting on August 3, 2004.*

I have a prepared Presidential Address that will be published in the November Newsletter. It highlights the accomplishments of the Council during the past two years.

As a more personal Presidential Address, I would like to present what my visions were for SIP. There were a number of goals, but I would like to highlight three of them. The first one is called "an adopted vision." At Iguassu Falls, Ted Andreadis approached me and indicated that SIP needed a logo. SIP had made attempts to have a logo but this concept never reached fruition. I thought that this was a wonderful idea from one of our members, and I appointed a committee chaired by Ted Andreadis, secured Council's approval for \$500 in prize money, and allowed the committee to set forth criteria for how the logo contest would be conducted. Ted and his committee delivered more than 100 logo designs, presented them last year at the Burlington meeting, and the membership voted electronically for their favorite logo from the eight finalist designs. This was my adopted vision, but all credit goes to Ted for providing the leadership to get an official logo for SIP.

The second vision was to learn about SIP roots. Where did we come from? How was SIP formed? I knew bits and pieces about SIP roots but never the full story. I turned to Elizabeth (Betty) Davidson who is one of the few active original members of SIP when it was formed in 1968. She knew many of the original members, was very enthusiastic about the topic, and accepted the position as Chair of the History Committee. She obtained photos, talked to many of the Founding Members, scoured the old SIP Newsletters, and put the information on the SIP web site. I thank Betty and her committee for doing an excellent job and for presenting the SIP historical talk at the Plenary Session.

The third and last vision I would like to discuss today is about student governance. How can we get more student students involved in SIP? They represent the future of our Society. I proposed to Council that a Student Affairs Committee was needed, and Council endorsed the idea. I asked Division Chairs to provide me with names of

graduate students who would be interested in serving on this committee. At the Microbial Control Division meeting, one particular student expressed genuine interest in this committee. Wendy Gelernter provided his name, Todd Ugone. Later, I called Todd at Cornell University, and he was very enthusiastic about this committee. I appointed a committee of students with representation from each Division and asked Todd to serve as Chair. Todd and his committee set up criteria and goals for the committee and Council provided \$300 in seed funding. I also felt that a faculty advisor was needed to serve as a sounding board for the Student Affairs Committee. Since Todd was at Cornell, I called John Vandenberg and he agreed to serve in this capacity. At this meeting, the committee organized the first ever, as far as I am aware, graduate student workshop entitled "The Graduate Student's Guide to the Galaxy." I attended the workshop and it went very well. I believe that the students will evolve to organize their own symposia in the future and build a network that will span their scientific careers and beyond. I would like to see them eventually having representation on the Council. Although the Student Affairs Committee got off to an excellent start, I was concerned about continued leadership. Todd will graduate and someone needs to be groomed to lead this committee. Fortunately, Christina Campbell is willing to serve as co-chair next year. Each year, thereafter, the students will have a chair and co-chair. The bottom line is that I should not have had any concerns because the students are enthusiastic and are handling their responsibilities well. I hope that Council and the regular membership provide the students the support that they need to be a viable entity in SIP.

I have been fortunate to have such hard-working members serving the Society. In addition to the above individuals, I would like to thank all my committee chairs, committee members, and Newsletter editors for their tireless efforts that benefit the Society. I name and thank each of the chairs and Newsletter editors in my formal Presidential Address and ask them to thank their committee members for their service to the Society.

Our Nordic hosts have provided us with an extraordinary venue and program for this meeting. Many individuals are involved in making this meeting a success, and these individuals will be recognized at the banquet. I extend special thanks to Heikki Hokkanen, Local Arrangements Committee Chair, and to Joergen Eilenberg, Program Committee Chair, for their outstanding work. This Nordic site has been a first for SIP, and for many of us, this is our first trip to the northern part of the European continent. We thank the entire Hokkanen family as they worked hard and tirelessly to do everything from

registration to entertainment for this meeting. On behalf of the Society, I thank each and every one of you for your warm and gracious hospitality and for being fantastic hosts of this memorable meeting.

A meeting is not successful unless we have individuals contributing to the scientific program. At this meeting, there are more than 300 abstracts that have been submitted, indicating that the science of invertebrate pathology is as strong as ever. The Founders of this Society would have been immensely proud of the scientific contributions being made, and probably astonished, at how successful we have been. It is each one of you members who make this Society function, and I thank you for your support and contributions to this still growing field of science.

This is the end of my tenure as President, but certainly not the end of my involvement with SIP. But it is time to turn the reign of leadership over to our new President, Dr. Just Vlák. The first President of the Society, Dr. Edward Steinhaus, initiated a tradition in 1968 when he passed the SIP gavel along with a copy of Robert's Rules of Order to the new President, Dr. Al Sparks. In keeping with this tradition, I am pleased to pass them on to Just who will lead us over the next two years and wish him all the success as SIP President."



**Harry Kaya presents the President's Gavel to Just Vlák, SIP President 2004-2006**

### Secretary's Report

The Minutes for the 2003 SIP Council Meeting were compiled and draft Minutes circulated to Council for comment within six weeks of the Council Meeting. Minutes for the General Business Meeting were published in the November 2003 Newsletter (36:3).



The By-laws relating to the activities of the Secretary and Executive Secretary were reviewed to determine if there were any overlaps in responsibility. No problems were identified. A checklist of duties for the secretary, with the timelines that I used, has been compiled and a copy deposited with the Executive Secretary.

Annual reports for 2004 from the office holders, Committees and Divisions have been compiled and distributed to the members of Council.

*Respectfully submitted,  
Ray Akhurst, Secretary*

### Treasurer's Report

The Society's financial statements for the fiscal year ending April 30, 2003 are shown in Exhibits A (assets sheet), B (revenue and expenses), C (board designated funds), and D (accompanying notes). At the end of the fiscal year our assets were held in a money market account. Total interest earned for the fiscal year was \$2336.98, down \$3,272.51 from last fiscal year.

Society revenues for the fiscal year were \$55,615.42 and expenses totaled \$80,207.02 (Exhibit B). We sustained a net loss in revenue of \$24,591.60. The loss can be attributed to a number of factors. These include reduced interest income, noted above, and fewer contributions to the Society, \$5,558 less than the previous fiscal year. In addition, membership declined, reducing dues income \$2,531 from last year's totals. Concurrent with the loss in revenue \$7,565 less than the fiscal year ending April 30, 2003, we incurred higher expenses. Operating costs increased only moderately, \$2,494. Although there were increases across the board including, Executive Secretary

salary, accountant fees, and Internet services, there were cost savings in production and distribution of the Newsletter, electronically. We increased the amount of monies distributed as awards by \$7,935, for a total of \$14,563. In addition, the 2003 meeting in Burlington lost money, approximately \$20,000. Other expenses included \$6,000 meeting program support for Divisions (\$1000 each), donation to the Pacific Rim *Bt* meeting (\$1000), and short course materials (\$1,346). The latter two items are from board-designated funds. The activities of Board Designated Funds (Divisions, Endowment, and Martignoni Funds) are shown in Exhibit C.

Overall, the fiscal health of the Society is good (Exhibit A). Our total assets are \$179,136.98, down from \$228,166.96 last year. But it should be noted that \$15,000 of Society funds are currently invested as seed monies for the Helsinki and Anchorage meetings. The Society continues to face fiscal challenges. This year our revenues from all sources declined. As expected interest income was lower than in past years. However, although interest rates remain low, the outlook for higher rates is good. A major concern is the continuing drop in Society membership. As noted in past reports, revenue from membership dues covers less than 1/3 of the Society's operating expenses. As membership revenues decline they cover a smaller portion of our expenses. Meeting profits and interest income usually make up the shortfall. This year, unlike in recent past years, we did not realize a profit on the annual meeting. Our expenses also increased.

*Respectfully submitted  
Suzanne M. Thiem, Treasurer*



Those "Virus SIP'ers again!"



**EXHIBIT A**

|                            | <u>4/30/03 Fund Balance</u> | <u>4/30/04 Fund Balance</u> |
|----------------------------|-----------------------------|-----------------------------|
| General and Administrative | \$ 169,643.36               | \$ 144,863.50               |
| Virology                   | \$ 2,109.00                 | \$ 3,029.00                 |
| Bacteria                   | \$ 991.30                   | \$ 865.30                   |
| Microsporidia              | \$ 2,217.00                 | \$ 1,914.00                 |
| Microbial Control          | \$ 8,221.69                 | \$ 5,770.15                 |
| Fungi                      | \$ 1,384.00                 | \$ 1,610.00                 |
| Nematode                   | \$ 2,337.00                 | \$ 2,552.00                 |
| Endowment                  | \$ 9,231.70                 | \$ 9,131.43                 |
| Martignoni                 | \$ 12,182.02                | \$ 13,604.79                |
| Chris Lomer Memorial       | \$ 3,682.70                 | \$ 4,065.99                 |
| <b>TOTAL</b>               | <b>\$ 211,999.77</b>        | <b>\$ 187,406.16</b>        |

**SOCIETY FOR INVERTEBRATE PATHOLOGY**  
**COMPARATIVE STATEMENT OF FINANCIAL POSITION**  
**FOR PERIODS ENDED MAY 1, 2003 THROUGH APRIL 30, 2004**

| <u>ASSETS</u>               | <u>2003</u>          | <u>2004</u>          |
|-----------------------------|----------------------|----------------------|
| Cash Merrill Lynch - EMA    | \$ 141,999.77        | \$180,969.92         |
| Accrued Interest Receivable | \$ 972.00            | \$ -                 |
| Funds Receivable            | \$ 18,294.57         | \$ 213.00            |
| Funds Payable               | \$ (3,476.38)        | \$ (2,045.94)        |
| Certificates of Deposit     | \$ 70,377.00         | \$ -                 |
| <b>TOTAL ASSETS</b>         | <b>\$ 228,166.96</b> | <b>\$ 179,136.98</b> |



**Harbor Fruit Market, Helsinki**

## EXHIBIT B

**SOCIETY FOR INVERTEBRATE PATHOLOGY**  
**COMPARATIVE STATEMENT OF ACTIVITY**  
**FOR PERIODS ENDED MAY 1, THROUGH APRIL 30, 2004**

| <b><u>REVENUE</u></b>  | <u>2004 Activity</u>  |  | <b>Total 2004</b>     | <b>Total 2003</b>   |
|--|-----------------------|--|-----------------------|---------------------|
|  | <b>General Fund</b>   | <b>Board Designated Funds (Schedule 1)</b> |                       |                     |
| Slide Atlas Sales  | \$ -                  | \$ 105.00                                  | \$ 105.00             | \$ 935.00           |
| Membership Dues  | \$ 11,745.00          | \$ 2,306.00                                | \$ 14,051.00          | \$ 16,584.00        |
| Annual Meeting (2001)  | 2,458.53              | \$ -                                       | \$ 2,458.53           | \$ 14,096.00        |
| Annual Meeting (2002)  | 18,510.97             | \$ -                                       | \$ 18,510.97          | \$ 500.00           |
| Annual Meeting (2003)  | 9,150.00              | \$ -                                       | \$ 9,150.00           | \$ 500.00           |
| Meeting Speakers   | \$ 800.00             | \$ 6,000.00                                | \$ 6,800.00           | \$ 6,000.00         |
| Contributions  | \$ 171.00             | \$ 2,319.00                                | \$ 2,490.00           | \$ 8,047.70         |
| Interest   | 2,240.18              | \$ 96.79                                   | \$ 2,336.97           | \$ 5,609.49         |
| Publication Handling Fees  | \$ 150.00             | \$ -                                       | \$ 150.00             | \$ 159.00           |
| Miscellaneous  | \$ -                  | \$ -                                       | \$ -                  | \$ -                |
| <b>TOTAL REVENUE</b>   | <b>\$ 45,225.68</b>   | <b>\$ 10,826.79</b>                        | <b>\$ 56,052.47</b>   | <b>\$ 63,180.57</b> |
|  | \$ 45,435.68          |  |                       |                     |
| <b><u>EXPENSE</u></b>  |                       |  |                       |                     |
| Postage and Delivery   | \$ 810.60             | \$ -                                       | \$ 810.60             | \$ 474.87           |
| Newsletter - Printing, Mailing (including meeting abstracts), and Supplies | \$ 2,379.92           | \$ -                                       | \$ 2,379.92           | \$ 5,155.83         |
| Supplies and Duplicating   | \$ 217.22             | \$ -                                       | \$ 217.22             | \$ 2,023.49         |
| Accounting Services  | \$ 2,775.00           | \$ -                                       | \$ 2,775.00           | \$ 2,131.25         |
| Internet Services  | \$ 222.00             | \$ -                                       | \$ 222.00             | \$ 135.00           |
| Secretariat (Peg's Salary)   | \$ 9,767.00           | \$ -                                       | \$ 9,767.00           | \$ 8,712.00         |
| Telephone  | \$ 566.51             | \$ -                                       | \$ 566.51             | \$ 436.79           |
| Mail Box Rental  | \$ -                  | \$ -                                       | \$ -                  | \$ 174.00           |
| Awards   | \$ 7,363.49           | \$ 7,200.00                                | \$ 14,563.49          | \$ 6,628.29         |
| Credit Card Charges  | \$ 1,010.39           | \$ -                                       | \$ 1,010.39           | \$ 1,083.52         |
| Bank Account Fees  | \$ 240.00             | \$ 60.00                                   | \$ 300.00             | \$ 216.00           |
| Speakers at Meeting  | \$ 6,000.00           | \$ 800.00                                  | \$ 6,800.00           | \$ 9,860.00         |
| Seed Money for 2003 Meeting  | \$ -                  | \$ -                                       | \$ -                  | \$ 6,000.00         |
| Seed Money for 2004 Meeting  | \$ 10,000.00          | \$ -                                       | \$ 10,000.00          | \$ -                |
| Seed Money for 2005 Meeting  | \$ 5,000.00           | \$ -                                       | \$ 5,000.00           | \$ -                |
| 2003 Meeting Expense   | \$ 23,863.41          | \$ 385.00                                  | \$ 24,248.41          | \$ -                |
| Donation   | \$ -                  | \$ 1,000.00                                | \$ 1,000.00           | \$ -                |
| Short Course Expense   | \$ -                  | \$ 985.54                                  | \$ 985.54             | \$ -                |
| Federal and State Taxes  | \$ -                  | \$ -                                       | \$ -                  | \$ 180.00           |
| <b>TOTAL EXPENSE</b>   | <b>\$ 70,215.54</b>   | <b>\$ 10,430.54</b>                        | <b>\$ 80,646.08</b>   | <b>\$ 51,152.74</b> |
| <b>Net Revenue Before Fund Transfers</b>                                   | <b>\$ (24,989.86)</b> | <b>\$ 396.25</b>                           | <b>\$ (24,593.61)</b> | <b>\$ 12,027.83</b> |
| Endowment Fund Transfer  | \$ 210.00             | \$ (210.00)                                | \$ -                  | \$ -                |
| <b>Net Revenue After Fund Transfers</b>                                    | <b>\$ (24,779.86)</b> | <b>\$ 186.25</b>                           | <b>\$ (24,593.61)</b> | <b>\$ 12,027.83</b> |

## EXHIBIT C

**SOCIETY FOR INVERTEBRATE PATHOLOGY  
BOARD DESIGNATED FUND REVENUE AND EXPENSE  
FOR PERIODS ENDED MAY 1, THROUGH APRIL 30, 2004**

Schedule 1

|   | Virology           | Bacteria           | Micro-<br>sporidia | Microbial<br>Control | Fungi              | Nematode           | Endow-<br>ment     | Martignoni<br>Fund | Chris<br>Lomer<br>Fund | Total               |
|---|--------------------|--------------------|--------------------|----------------------|--------------------|--------------------|--------------------|--------------------|------------------------|---------------------|
| <b>REVENUE</b>                                |                    |                    |                    |                      |                    |                    |                    |                    |                        |                     |
| Membership Dues                               | \$ 920.00          | \$ 374.00          | \$ 227.00          | \$ 344.00            | \$ 226.00          | \$ 215.00          | \$ -               | \$ -               | \$ -                   | \$ 2,306.00         |
| Contributions                                 | \$ -               | \$ -               | \$ -               | \$ -                 | \$ -               | \$ -               | \$ 75.00           | \$ 1,875.00        | \$ 369.00              | \$ 2,319.00         |
| Speaker Contrib. from SIP fund                | \$ 1,000.00        | \$ 1,000.00        | \$ 1,000.00        | \$ 1,000.00          | \$ 1,000.00        | \$ 1,000.00        | \$ -               | \$ -               | \$ -                   | \$ 6,000.00         |
| Slide Atlas CDs                               |                    |                    |                    | \$ 105.00            |                    |                    |                    |                    |                        | \$ 105.00           |
| Interest Income                               |                    |                    |                    |                      |                    |                    | \$ 34.73           | \$ 47.77           | \$ 14.29               | \$ 96.79            |
| <b>Total Revenue</b>                          | <b>\$ 1,920.00</b> | <b>\$ 1,374.00</b> | <b>\$ 1,227.00</b> | <b>\$ 1,449.00</b>   | <b>\$ 1,226.00</b> | <b>\$ 1,215.00</b> | <b>\$ 109.73</b>   | <b>\$ 1,922.77</b> | <b>\$ 383.29</b>       | <b>\$ 10,826.79</b> |
| <b>EXPENSE</b>                                |                    |                    |                    |                      |                    |                    |                    |                    |                        |                     |
| Travel Awards                                 | \$ 900.00          | \$ 1,000.00        | \$ 1,500.00        | \$ 2,000.00          | \$ 500.00          | \$ 800.00          |                    | \$ 500.00          |                        | \$ 7,200.00         |
| Short Course Manuals Meeting Expenses         |                    |                    |                    | \$ 985.54            |                    |                    |                    |                    |                        | \$ 985.54           |
| Donation                                      |                    | \$ 500.00          |                    | \$ 500.00            |                    |                    |                    |                    |                        | \$ 1,000.00         |
| Bank Service Charges                          |                    |                    | \$ 30.00           | \$ 30.00             |                    |                    |                    |                    |                        | \$ 60.00            |
| <b>Total Expense</b>                          | <b>\$ 900.00</b>   | <b>\$ 1,500.00</b> | <b>\$ 1,530.00</b> | <b>\$ 3,900.54</b>   | <b>\$ 500.00</b>   | <b>\$ 800.00</b>   | <b>\$ -</b>        | <b>\$ 500.00</b>   | <b>\$ -</b>            | <b>\$ 9,630.54</b>  |
| <b>Net Revenue Before Fund Transfers</b>      | <b>\$ 1,020.00</b> | <b>\$ (126.00)</b> | <b>\$ (303.00)</b> | <b>\$ (2,451.54)</b> | <b>\$ 726.00</b>   | <b>\$ 415.00</b>   | <b>\$ 109.73</b>   | <b>\$ 1,422.77</b> | <b>\$ 383.29</b>       | <b>\$ 1,196.25</b>  |
| Fund Transfers                                | \$ -               | \$ -               | \$ -               | \$ -                 | \$ -               | \$ -               | (210.00)           | \$ -               | \$ -                   | \$ (210.00)         |
| Speaker Contribution returned to General Fund | \$ (100.00)        | \$ -               | \$ -               | \$ -                 | \$ (500.00)        | \$ (200.00)        | \$ -               | \$ -               | \$ -                   | \$ (800.00)         |
| <b>Net Revenue After Fund Transfers</b>       | <b>\$ 920.00</b>   | <b>\$ (126.00)</b> | <b>\$ (303.00)</b> | <b>\$ (2,451.54)</b> | <b>\$ 226.00</b>   | <b>\$ 215.00</b>   | <b>\$ (100.27)</b> | <b>\$ 1,422.77</b> | <b>\$ 383.29</b>       | <b>\$ 186.25</b>    |



**Dr. and Mrs. Vlak; Dr. and Mrs. Kaya, Helsinki**

**Exhibit D**

| <b>Note 1: Membership Dues</b> (previous; current) | <b>2003</b>         | <b>2004</b>         |
|--|---------------------|---------------------|
| Full Member (437@\\$30; 372@\\$30)                 | \$ 13,110.00        | \$ 11,070.00        |
| Student Member (61@\\$15; 46@\\$15)                | \$ 915.00           | \$ 675.00           |
| Microsporidia (12@\\$2, 48@\\$5; 1@\\$2, 45@\\$5)  | \$ 264.00           | \$ 227.00           |
| Virology (26@\\$3, 92@\\$10; 5@\\$2, 91@\\$10 )    | \$ 998.00           | \$ 920.00           |
| Bacteria (74@\\$2, 28@\\$10; 57@\\$2, 26@\\$10)    | \$ 428.00           | \$ 374.00           |
| Microbial Control (208@\\$2; 172@\\$2)             | \$ 416.00           | \$ 344.00           |
| Fungi (125@\\$2; 114@\\$2)                         | \$ 250.00           | \$ 228.00           |
| Nematode (9@\\$2, 37@\\$5; 43@\\$5)                | \$ 203.00           | \$ 215.00           |
| <b>TOTAL</b>                                       | <b>\$ 16,584.00</b> | <b>\$ 14,053.00</b> |

**Note 2: Interest and Investments**

Investments owned by SIP

|                            | <b>CD PROVIDIAN N.B. TILTO</b> | <b>TOTAL</b>        |
|----------------------------|--------------------------------|---------------------|
| <b>Society Operations:</b> |                                |                     |
| Cost                       | \$ 70,000.00                   | \$ 70,000.00        |
| Maturity Date              | 7/11/03                        |                     |
| Interest Rate              | 4.65%                          |                     |
| <b>TOTAL VALUE</b>         | <b>\$ 70,000.00</b>            | <b>\$ 70,000.00</b> |

**Note 3: CD detail**

| <b>2002 CD Name</b>      | <b>2002</b>         | <b>Interest</b>    | <b>Purpose</b>     | <b>Date Liquidated</b> |
|--------------------------|---------------------|--------------------|--------------------|------------------------|
| CD PROVIDIAN N.B. TILTO* | \$ 70,000.00        | \$ 1,614.12        | Society Operations | 7/11/03                |
|                          | <b>\$ 70,000.00</b> | <b>\$ 1,614.12</b> |                    |                        |



**Enjoying the SIP Banquet**

### Executive Secretary Report

Over the past year, I have performed my contractual duties as executive secretary including the following:

- Printed, mailed and posted online 3 newsletters
- Maintained the membership database
- Mailed and emailed 2 renewal reminders
- Maintained the bank accounts, including six Division accounts and three funds
- Worked with our tax preparer to submit annual income tax forms
- Produced financial and membership reports for the treasurer and all Divisions
- Produced tables and graphs for membership report
- Printed and mailed out the ballots for the election of SIP officers.
- Received and answered over 1,000 emails from members and officers

In addition to my contractual duties, I have redesigned the entire SIP website. A redesign was necessary due to the incorporation of a new logo, new color scheme and the need to have several membership-only sections. The new design allows us to expand the website in the future and add more members-only areas with ease. Keep checking the website for more updates and new features in the future.

Also, I worked with Ted Andreadis on an online logo voting contest that was very successful. I have worked with Betty Davidson to add an area to the website dedicated to history of SIP. I worked with Mark Goettl to have a meeting questionnaire added to the website to collect answers and comments from members about the SIP meetings. I worked with Jean-Louis Schwartz and Neil Crickmore on a new Division web page for the Bacteria Division.

I'd like to thank all of the SIP members for their support during an exciting year for my family. After moving to Knoxville, Tennessee, I gave birth to healthy twin boys in October of 2003. I want to give special thanks to our treasurer, Suzanne Thiem, with whom I look forward to working over the next 2 years. Finally, as Harry Kaya's term is coming to an end, I would like to share my appreciation for his patience and understanding to the many adjustments I had to make in the months following the birth of my twins. I look forward to working with the new president and all of the new officers.

I am happy to announce that I have renewed my contract with SIP for another 4 years. I look forward to

serving SIP in the following years. As always, please feel free to contact me with questions or comments.

*Respectfully submitted,*  
*Peg Rotstein*  
*Executive Secretary*

### SIP Newsletter Report

Three issues of the Newsletter comprising a total of 104 pages were produced in 2003-2004. In addition to Newsletter text, one supplement comprising 12 pages was printed. The supplement consisted of the registration forms for the Helsinki meetings. Meeting announcements, SIP meeting registration, position announcements and other information of a timely nature was also posted on the SIP Website.

Text was prepared in Urbana, Illinois and final printed in Knoxville, Tennessee. Newsletters were mailed to U.S. members using the U.S. Postal Service and to other countries using Deutsche Post Global Mail. The Newsletter is available on the Society's website as a downloadable Adobe PDF file. Approximately 70% of members chose only to receive online copies of the Newsletter.

We are grateful to all members who contributed material to the Newsletter this year, particularly photographs, and encourage all members to send news of interest to the Society. Special thanks to Peg Rotstein for final layout, printing, collating and mailing.

*Respectfully submitted*  
*Leellen Solter, Editor*  
*Vince D'Amico, Assistant Editor*  
*Gernot Hoch, Assistant Editor*

#### Financial Report-Newsletter

|               | Nov. 2003  | Feb. 2004  | June 2004   |
|---------------|------------|------------|-------------|
|               | Vol 36(3)  | Vol 37 (1) | Vol 37 ( 2) |
|               | 60 pp.     | 28 pp      | 16 pp.      |
| Printing      | \$ 619.36  | \$ 512.73  | \$ 146.95   |
| US Mailing    | \$ 116.81  | \$ 100.00  | \$ 42.00    |
| Int'l Mailing | \$ 347.20  | \$ 320.58  | \$ 107.19   |
| Totals        | \$ 1083.37 | \$ 933.31  | \$ 296.14   |

Total cost of Newsletter (3 issues): \$2,312.82

Cost per member based on 466 members: \$4.96



## COMMITTEE REPORTS

### Meetings Committee Report

The 36th Annual Meetings were held in Burlington, Vermont, USA, July 25-30, 2003. More than 300 persons attended. Presentations included 130 posters, 115 oral presentations and 76 invited presentations within 17 symposia and a plenary session. The Committee is very grateful to Drs. John Burand, Ann Hajek and Rich Humber and their teams for the organization of an excellent meeting both scientifically and socially. All participants enjoyed Burlington's hospitality and the good weather.

The Committee communicated frequently with the Organizing Committee of the 37th Annual Meeting, Helsinki, Finland and is expecting a very successful meeting at another interesting venue. Council approved Anchorage as the venue for the 38<sup>th</sup> Annual Meetings in 2005, 7 - 11 August. Details can be found in the Anchorage Report. Council also approved Wuhan, People's Republic of China for the 9th International Colloquium on Invertebrate Pathology and Microbial Control (ICIPMC), 39th Annual Meeting of SIP and the 8th International Conference on *Bacillus thuringiensis* (ICBt), August 27- September 1, 2006. Details can be found in the Wuhan report.

The Committee has the intention to maintain an international spread of future meetings, alternating venues between Northern America and other parts of the world. The Committee is awaiting offers for the 2007 Annual Meeting and beyond. At present, Quebec City may be a possibility for 2007, although a formal application has not yet been made. The approved and tentative sites for SIP Meetings through 2004 are as follows:

- 2004<sup>2</sup> Helsinki, Finland (approved)
- 2005 Anchorage, Alaska (approved)
- 2006<sup>1,2</sup> China (approved)
- 2007 North America, open
- 2008<sup>2</sup> "Non North America" open

<sup>1</sup> International Colloquium

<sup>2</sup> International Conference on *Bacillus thuringiensis*

After having had a set format of annual meetings for many years, the Society has experimented a little with different formats in the last few years. The Committee felt that it was time to find out from our members how they feel about these changes. Should the format of our meetings change to meet the present and future demands of the membership?

Consequently the Committee has prepared a questionnaire which was made available on-line in mid-July. Members are asked to respond by mid-September.

Council asked the Committee to prepare a Meetings Guide. The Committee felt that preparation of the guide should be delayed until after the results of the meetings questionnaire are tabulated. Consequently, the Committee will attempt to prepare a Meetings Guide in time for the Anchorage meeting.

Members of the Committee are Brian Federici, Mark Goettel (Chair), Lerry Lacey and Flavio Moscardi.

*Respectfully submitted.*

*Mark Goettel, Chair*

### Teller's Report

The Teller's Committee for the SIP 2004 elections consisted of Richard Milner (Chair), Karl Gordon and Terry Hanzlik. There were 181 valid ballots. Some postal votes failed to arrive in time and some ballots carried no identification of the sender and so were ruled invalid. If we persist with paper ballots, we need to ensure clearer instructions for a two-envelope system with member identification listed only on the outer envelope.

The results were as follows: President, Just Vlak; Vice President, Wendy Gelernter; Secretary, Peter Krell; Treasurer, Suzanne Theim, Trustees, Patricia Stock and Bonifacio Maghalaes. Alejandra Bravo and John Vandenberg are the continuing Trustees.

### 2004 Membership Committee Report

Composition of SIP Membership: There are 466 current members worldwide (see table below) representing approximately 50 countries (as of June 20, 2004). This represents a 9% decrease in overall membership for the Society (511 members in 2003). The largest decrease in membership was from North America (US, Canada and Mexico) with 262 members in 2003 and 221 in 2004. Membership numbers remain low but stable for Eastern Europe, Central and South America and the Middle East/Africa regions (see attached graph).

There are currently six Divisions within the SIP and these remain very popular with the membership (see table below), with many members belonging to several divisions. The largest Division is Microbial Control followed by Fungi, Virus, Bacteria, Nematode and Microsporidia.

#### Activities during 2003/2004:

Membership renewal information was sent out with the November Newsletter. A reminder form was sent with the February Newsletter and an e-mail reminder was sent in November and April.

Approximately 65% of the membership either joined or renewed online. We had 72 new members but 131 members that did not renew. Most members who have cancelled their memberships reported that they either no longer work in the area of invertebrate pathology, or have retired.

There are 52 members of the Society that elect to receive the Journal of Invertebrate Pathology.

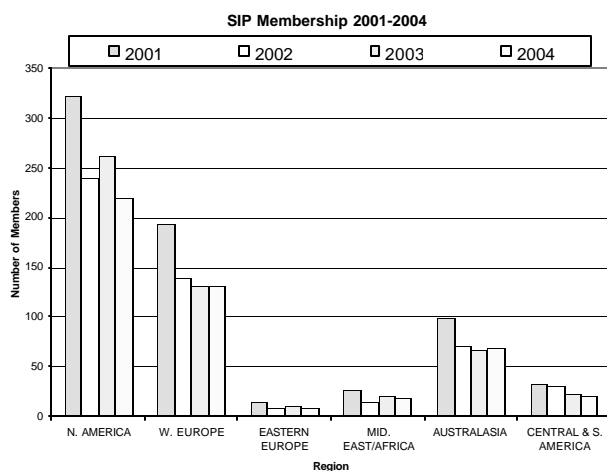
#### Suggested activities for 2004/2005:

Continue to promote the online renewal and joining option.

Submit articles or information about the society (purpose, benefits and activities) to suitable outlets and promote SIP web site by advertising on related sites and mailing lists.

Expand and refine the membership portion of the SIP web site.

The Membership Committee: The Membership Committee for 2003/2004 consists of Yasuhisa Kunimi, Robert Anderson, Paresh Shah, Kerstin Jung and James Becnel.



#### GENERAL MEMBERSHIP 2004

| Category       | Number |
|----------------|--------|
| Emeritus       | 30     |
| Endowed Member | 7      |
| Full Member    | 376    |
| Honorary       | 10     |
| Student Member | 43     |
| Total          | 466    |

#### DIVISION MEMBERSHIP 2004

| Division          | No. of Members |
|-------------------|----------------|
| Microsporidia     | 42             |
| Microbial Control | 179            |
| Bacteria          | 86             |
| Virus             | 95             |
| Fungus            | 115            |
| Nematode          | 43             |

*Submitted by James J. Becnel*

#### SIP Endowment and Financial Support Committee

General:

The committee has added one new member, Jeroen Van Rie (Bayer Bioscience). Other members include Mike Dimock (Certis), Pat O'Leary (Cotton, Inc.), Juerg Huber (BBA) and Treasurer Suzanne Thiem who serves in an advisory capacity.

A proposed amendment to SIP By-laws would make the Endowment and Financial Support Committee a standing committee within the SIP (rather than an ad hoc committee). A vote will be taken at the 2004 business meeting.

Memorial Fund: Although this fund continues to slowly increase in size, there is not yet sufficient principal to support a small award (\$200). A deadline of summer, 2005 should be considered for re-evaluation of the fund's status. If the principal has not reached the level where significant interest income can be generated, it is recommended that the fund begin to disperse travel awards using the principal.

Endowment and Martignoni Funds: A combination of healthy principal amounts and voluntary contributions by SIP members keep these funds in healthy operating shape, despite low interest rates. However, the Endowment Fund dipped into its principal in 2003/04, spending \$210 on 7 endowed

memberships, even though interest generated was only \$35. For this reason, the Endowment Fund shows a small decrease in its balance (-\$100.27) since last year. To keep with the spirit of the Endowment Fund, it is suggested that the Society subsidize last year's spending with \$175 — the difference between the \$210 spent and the \$35 in interest that was earned. Likewise, because the Martignoni Fund generated only minimal interest (\$47.77) during 2004, the 2003 student award of \$500 should be subsidized by the SIP. The potential for further subsidies by the SIP to both of these funds should be discussed at the Council meeting.

| Company                   | Amount pledged |
|---------------------------|----------------|
| AgraQuest                 | \$200          |
| Bayer Crop Science        | \$1,000        |
| Bayer Bioscience          | \$1,000        |
| Becker Microbial Products | \$250          |
| Certis                    | \$500          |
| DuPont                    | TBD            |
| Elsevier                  | TBD            |
| Monsanto                  | \$1,000        |
| Pioneer                   | \$1,000        |
| Taylor and Francis        | \$500          |
| Valent                    | \$1000         |
| Total                     | \$6,450 +??    |

Recommendations for 2004/2005

Last year, it was recommended that the majority of the Endowment, Martignoni and Lomer funds be invested in

6 or 12 month CDs to take advantage of higher interest rates. Pending advice from the Treasurer and SIP financial advisor, this action is urged once again for 2004/05. A pre-determined sum should not be invested in CDs in order to allow flexibility in awarding grants in the appropriate time frames.

Because of continuing low interest rates, both the Martignoni and Endowment Funds spent more money than they earned through interest alone in 2003/04. The potential for further subsidies by

- the SIP to both of these funds, and the procedures for approving these subsidies should be discussed at the Council meeting.
- To make accounting easier, a sub-account or separate account for a combination of the Endowment, Martignoni and Lomer funds should be considered. An annual charge of up to \$50 would be worth the expense if tracking of interest, contributions and fund status could be made easier in this way.
- If the principal of the Memorial Fund has not reached the level where significant interest income can be generated by summer, 2005, consider a re-evaluation of the fund's strategy, including the possibility of dispersing travel awards using the principal.
- A different committee chair needs to be identified and appointed within the next two months.
- 

*Respectfully submitted,*

*Wendy Gelernter*

Table 1. Status of corporate fund-raising, endowment and memorial funds: 2001 – 2004 (fiscal year ending 4/30)

|                     | 2001   | 2002  | 2003   | 2004   |
|---------------------|--------|-------|--------|--------|
| Corporate donations | 13,000 | 8,650 | 9,150  | TBD    |
| Endowment           | 8,432  | 8,925 | 9,232  | 9,131  |
| Martignoni          | 8,048  | 9,643 | 12,182 | 13,605 |
| Lomer Memorial      | ----   | 1,466 | 3,683  | 4,066  |

Table 2. Interest vs. donations for year 5/1/03 - 4/30/04: approximate amounts based on 0.367% interest (may require revision)

|  | Endowment | Martignoni | Lomer    |
|--|-----------|------------|----------|
| 4/30/03 balance                          | 9,231.70  | 12,182.02  | 3,682.70 |
| Donations                                | 75.00     | 1,875.00   | 369.00   |
| Interest (0.376%)                        | 34.73     | 47.77      | 14.29    |
| Expenses                                 | -210.00   | -500.00    | 0.00     |
| 4/30/04 balance                          | 9,131.43  | 13,604.79  | 4,065.99 |
| Net change (2004 balance - 2003 balance) | -100.27   | 1,422.77   | 383.29   |

NOTES:

- 1) Martignoni contributions include \$1,000 from Martignoni family
- 2) \$210.00 expense for 7 endowed memberships
- 3) \$500.00 expense for Huarong Li Martignoni student award

### Founders' Lecture Committee Report

The members of the Society's Founders' Lecture Committee are Professor Max Bergoin [France], Professor David Ellar [United Kingdom], Dr. John Vandenberg [United States of America] and Professor Dudley Pinnock [Australia] (Chair).

The Committee was convened during the Society's 2003 meeting, where an overview of past and possible future Founders' Honorees and Lecturers was presented by the Chair. The unanimous outcome of the Committee's diligent deliberations was that, in recognition of their outstanding contributions to the science of invertebrate immunology, Professor Hans G. Boman be the Honoree of the Society's 2004 Founders' Lecture and Professor Kenneth Söderhäll be invited to be the Lecturer.

On his return to Adelaide, the Chair, on behalf of the Committee, sent a formal letter of invitation to Professor Söderhäll, advising him of the circumstances and format of the Lecture. It is a pleasure to report that the invitation was accepted. On receipt of Professor Söderhäll's acceptance, the Chair advised Professor Boman of the the Lecture to be delivered in his honor at the Helsinki meeting.

In early 2004, the Chair requested Professors Boman and Söderhäll send brief biographies to Dr. Lee Solter

for publication in the Society's Newsletter. Unfortunately, Professor Boman's illness is such that he was unable to draft the requested biography, so this task was undertaken by the Chair.

It is anticipated that Professor Söderhäll will deliver the Society's 2004 Founders' Lecture in honour of Professor Boman during the Opening Plenary Session of the Helsinki meeting, and that the 2004 Founders' Lecturer and Honoree certificates will be awarded on the evening of the banquet.

The Committee wishes to express again its sincere thanks to Professor James Harper for arranging the production of the Founders' Lecturer and Honoree certificates on behalf of the Society.

Unless instructed otherwise by Council, the Founders' Lecture Committee will convene during the Society's Helsinki meeting to consider and recommend the Founders' Lecturer and Honoree for the 2005 meeting and beyond.

*Submitted on behalf of the  
Founders' Lecture Committee,  
Yours faithfully  
Professor Dudley Pinnock  
Chair*

### Publications Committee Report

No significant activity occurred during the 2003-2004 period. However, the Committee has recently been deliberating several issues that the SIP Executive Council should consider in August 2004.

#### I. Steinhaus literature bibliography and collection on SIP web site

We are considering ways to provide SIP members and maybe the entire scientific community access to the bibliography of the 15,000 piece Steinhaus collection of literature on the SIP web site. The bibliography could be searchable similarly to Martignoni's VIDIL  
<http://insectweb.inhs.uiuc.edu/Pathogens/VIDIL/index.html>

A few SIP members believe that this effort could lead to an effort to scan the documents and place the pdf copies on the Internet as well.

Dr. Don Roberts currently maintains the literature collected up to the 1960's and has entered the alphabetical bibliography through the letter O.

Don, Dr. Brian Federici and Dr. Rich Humber are interested in promoting the collection and bibliography. I believe that our Society and our committee should step forward to help facilitate funding of this effort and achievement of these goals.

Initially, the Publications Committee could do some of the following.

- A. Find SIP members who can help or who would like to be involved in writing grant proposals.
- B. Authorize use of the SIP web site for dissemination of the bibliography.
- C. Request use of a server controlled by an SIP member to accomplish these tasks.
- D. Ask the SIP Council and Divisions for seed money.

#### II. Glossary of invertebrate pathology terms on SIP web site

Drs. Lacey, Fuxa, and Shapiro-Ilan (members of SIP) have suggested that the treatise by Steinhaus and Martignoni (1970) should be re-published on the SIP website. Perhaps amended to include some terms that are commonly used (LC, LD, LT, dose vs dosage vs concentration) that may not be in the original publication.

Steinhaus, E.A., Martignoni, M.E., 1970. An Abridged Glossary of Terms Used in Invertebrate Pathology (2nd

edition). USDA Forest Service, PNW Forest and Range Experiment Station.

The treatise by Steinhaus and Martignoni (1970) is a revised version of the first glossary (from the same authors) of terms in invertebrate pathology and thus should be considered the definitive work of precedence for all future work in invertebrate pathology.

Dr. Jim Harper reported that he may have an electronic copy of the definitions. Adding the additional text, which is minor, would be very simple. He has discussed with several people how to best revise the publication, but it has not gone forward. Jim suggested a committee-led project with persons from each division area, as well as persons who could look at overarching terms serve as contributors to a revised document. Since this was a U.S. Forest Service publication, some permissions may be required to reproduce it in whole or in part and authorship of a revision would have to be considered carefully from an ethical standpoint (i.e. how does one deal with a revision of work by deceased authors?).

Most Committee members (Hisanori Bando, Just Vlak, Albrecht M. Koppenhöfer, Doreen Winstanley, David Onstad, and Lee Solter) approved of this idea and proposed that up-to-date definitions be provided for old and new terms, especially those related to molecular biology and genetics.

An ad-hoc committee should be formed within SIP to work on these definitions and list of important terms.

*Submitted by David Onstad*

### History Committee

The History Committee, led by Jim Harper, Betty Davidson, and Harry Kaya, have organized a symposium on the history of SIP for the 2004 meeting in Helsinki, Finland. The program of the symposium follows. Due to the generosity of John Briggs' daughter, Laura Briggs Gordon, three large boxes of slides and other photographs from John's large collection were sent to Betty Davidson, who has gone through them and extracted many photos of early members and meetings. Many of these have been scanned in for use at the symposium,



along with many other photos from past newsletters provided by Betty Davidson and Mark Goettel.

A history of SIP along with photos has been submitted for addition to the website. This information will include lists of meeting sites and events, Founder's lectures, photos of Founders, lists of officers, and obituaries of members that have appeared in the Newsletter. The lists will be updated annually. We think this information will help new members to recognize the influence of the many people who have contributed their time and efforts to the Society.

### History Symposium- SIP- Past, Present and Future

Organizers and Moderators: James D. Harper, Elizabeth W. Davidson

**Introduction. James D. Harper**

*History of the Society for Invertebrate Pathology.*

**Elizabeth W. Davidson**

*From Metchnikoff to Monsanto and beyond: the path of microbial control.*

**Jeffrey Lord**

*Past, Present and Future of Microsporidia in the SIP.*

**Jaroslav Weiser**

*Insecticidal Bacteria in Historical Perspective: An Overwhelming Success for Invertebrate Pathology.*

**Brian A. Federici**

*From Bergold to Burand: A Journey with Insect Viruses.*

**Basil Arif**

*Insect Parasitic Nematodes: From Lab Curiosities to Model Organisms.*

**S. Patricia Stock**

*The Fungal Past, Present and Future: Germination, Ramification and Reproduction.*

**J.D. Vandenberg**

*Conclusions and Final Remarks.*

**Elizabeth W. Davidson**

## OBITUARIES

Dr. Jean Ruth Adams, 75, a longtime insect pathologist with the U.S. Department of Agriculture, died of cancer July 12 at her home in Hyattsville, Md.

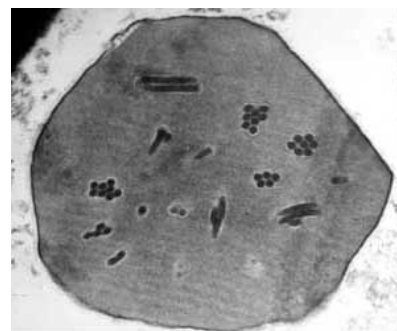
Dr. Adams received her Bachelors degree in Agricultural Research in 1950 and Ph.D. in Entomology in 1962 from Rutgers University. Between degrees, she spent 5 years as a laboratory technician at Rohm and Haas where she helped to develop and test the miticide Karathane. She joined the Insect Pathology Laboratory at the Beltsville Agricultural Research Center in 1962 after postdoctoral training at the University of Pennsylvania, 1961-1962.



**Jean R. Adams, 1928-2004**

Her long, distinguished career with the USDA included over 70 publications and the discovery of numerous insect pathogens. As the premier electron microscopist working in insect pathology, she was regularly sought by collaborators from around the world for help in identifying the cause of insect deaths. Electron microscopy was a new technique at the start of her career and required significant modifications of the preservation techniques before one could obtain usable images.

Ultimately, she succeeded in obtaining excellent electron micrographs of many insect pathogens.



**Electron Micrograph of Insect Virus  
taken by Jean R. Adams**

Of particular note was some early research that showed the presence of two distinct morphological forms (singly- and multiply-embedded) of insect viruses in the Nucleopolyhedrovirus genus. Also noteworthy was the publication of the **Atlas of Invertebrate Viruses**, which she edited with Dr. J.R. Bonami near the end of her tenure with the USDA. Even after her official retirement from the USDA in 1996, she continued as an active collaborator in the Insect Biocontrol Laboratory, helping to catalog the many specimens of insect viruses obtained through her research career. Dr. Adams was an active member of many professional societies including the Society for Invertebrate

Pathology (Secretary, 1982-84), Electron Microscopy Society of America (Local Arrangements Committee, 1981-82; Scientific Exhibits Chair, 1982), Chesapeake Society for Electron Microscopy (Council member, 1976-78; Secretary/Treasurer, 1976-78; Secretary, 1980-82), Entomological Society of America, Maryland Entomological Society, Washington Entomological Society, American Society for Microbiology and several others.

Dr. Adams never married. Survivors include a brother, Robert Adams of New Egypt, N.J.; and sister, G. Anne Carter of Rancho Palos Verdes, Calif.; six nieces; one nephew; eight grandnieces and six grandnephews. Her mother, Gertrude, died in 1962, and her father, Raymond, died earlier this year.

### MEMBERS ON THE MOVE

From **Noël Boemare** :

Please note that the number of our postal box changed from c.c. 101 to c.c. 54

(see below). Thanks a lot for send your mailing to this new number.

Veillez noter que notre numéro de case courrier a changé en "c.c. 54". D'avance merci d'en tenir compte.  
Dr Noël Boemare, Directeur du Laboratoire  
"Ecologie microbienne des Insectes et Interaction Hôte-pathogène"

UMR EMIP INRA-UMII n°1133 , cc 54, Bat 24, 3ème étage,

Université Montpellier II,

34095 Montpellier CEDEX 5, France

tel 04 67 14 37 40 (outside France, dial 33 4 67...)

secrétaire :Mme Michèle Schoenborn 04 67 14 47 51

fax 04 67 14 46 79

e-mail boemare@ensam.inra.fr

**Carlos Lange** of CEPAVE, Center for Parasitol. Studies, La Plata, Argentina, is spending a sabbatical at the Illinois Natural History Survey. Carlos is not certain of the length of his stay; the current projection is 2-3 years. Carlos and Lee Solter are working together to describe a microsporidian pathogen of the alfalfa weevil and another potentially new microsporidian species in *Romalea* grasshoppers. While at INHS, Carlos can be reached at the following address:

Dr. Carlos Lange

Illinois Natural History Survey

1101 W. Peabody Dr.

Box 18

Urbana, Illinois 61801 USA

Phone: 217-244-5115

Fax: 217-333-4949 or 217-244-1707

Email: celange@inhs.uiuc.edu

### Moving??

Please prepare a paragraph including information about past and present postings, new address, telephone, fax and email address and send to your Newsletter Editor for inclusion in the Move Section in the next issue of the Newsletter.

Please also inform the SIP Office of your new address. The address of the Office is also found on page 2.

### MEMBER NEWS



Dr. Ann Hajek, associate professor in the Department of Entomology, Cornell University was awarded the 2004 State University of New York Chancellor's Award for Excellence in Scholarship and Creative Activities. The award recognized Ann's excellent and sustained record of research publications and active participation in the research community. Ann studies invertebrate pathology and biological control of the gypsy moth and Asian longhorned beetle.

### POSITIONS AVAILABLE

**Postdoctoral research associate and graduate research positions: Starting Date:** January 1, 2005

The Division of Plant Pathology and Microbiology, Department of Plant Sciences at the University of Arizona is seeking qualified candidates to fill a post-doctoral position and/or a graduate research position in the research program directed by Dr.

Patricia Stock. Preferred candidates will have earned a Ph.D. degree with emphasis on nematology, entomology, and/or developmental biology.

This project is funded by the National Science Foundation, DIB Program and pursues a novel approach for characterization of the intestinal receptacle of Steinernematid nematodes focusing on the structure and development of the interaction between the nematode and the symbiont and how each partner contributes to this relationship.

Specific goals related to this position are:

- 1) Analyze, using microscopy and biochemistry, the physical aspects of the nematode intestinal region that interacts with the microbial symbiont
- 2) Compare the intestinal structures of different nematodes to understand how the ability to specifically interact with the symbiont evolved
- 3) Study how the intestinal region that interacts with the symbiont develops, and how the symbiont affects this development

**Qualifications:** Experience with scanning, transmission and confocal microscopy

DNA sequencing and related procedures, PCR, and statistical, analysis including use of standard computer tools. Earliest start date: January 1, 2005. Funding is for three years.

Salary for the postdoctoral research associate \$32,000 to \$35,000 depending on qualifications.

Salary for the graduate research position: \$ 18,000 to \$20,000 depending upon qualifications.

**Environment:** The University of Arizona is committed to maintaining its status as a top institution in plant genetics, molecular biology and entomology. Outstanding nucleic acids, protein, microscopy, plant transformation and other biotechnology facilities are available. The diverse faculty has strengths in both basic and applied research, and strong collaborative and interdepartmental interactions. University of Arizona combines a relaxing, safe, clean, friendly environment with the intellectual stimuli expected of a world-class university community.

**Application and contact information:** Send a statement of research experience, career goals, curriculum vitae and names, addresses and telephone numbers for three letters of reference to:

Dr. S. Patricia Stock

Division of Plant Pathology and Microbiology

Department of Plant Sciences

University of Arizona  
204 Forbes Building  
P.O. Box 210036  
Tucson, AZ 85721-0036

Office: (520) 626-3854

Lab: (520) 621-1317

Fax: (520)621-9290

e-mail: spstock@ag.arizona.edu

<http://ag.arizona.edu/PLP/faculty/stock.html>

The University of Arizona is an Affirmative Action/Equal Opportunity Employer.

**Postdoctoral Research Associate.** The USDA, Agricultural Research Service, Pollinating Insect-Biology, Management, & Systematics Research Unit in Logan, Utah is seeking a Postdoctoral Research Associate, (Research Molecular Biologist) for a two-year appointment. Recent Ph.D. in molecular biology or a closely related field is required. Salary is commensurate with experience (\$48,947 - \$63,629 per annum) plus benefits. Citizenship restrictions apply. The focus of the research project will be assessing alfalfa leafcutting bee (ALCB) disease resistance with cDNA-based microarrays at the individual and population levels. This includes: 1) Identifying and describing ALCB genes that are associated with *Ascospaera* infections; 2) Describing the ALCB larval stage-specific immune response at the molecular level; 3) Contrasting population-level ALCB immune response profiles between bees from high vs. low background *Ascospaera* levels; and 4) Comparing sequences of interest from ALCB to model insect genomes (*Drosophila*, *Apis*) to identify genes whose products may be candidates for an expanded proteomics approach and subsequent anti-microbial peptide synthesis. Knowledge of molecular methods for constructing cDNA libraries, Northern blotting, RT-PCR and microarray experience are desirable. Refer to <<http://www.ars.usda.gov/careers>>[www.ars.usda.gov/careers](http://www.ars.usda.gov/careers) for further information on Postdoctoral Research Associate Jobs, for complete application instructions, and the full text announcement (RA-05-006H).

Send application materials and references to:

Dr. Rosalind James, USDA/ARS Pollinating Insect-Biology, Management, & Systematics Research Unit, Logan, UT 84322-5310 or  
Email:<mailto:rjames@biology.usu.edu>rjames@biology.usu.edu.

USDA/ARS is an equal opportunity provider and employer.

**Assistant Professorship In Medical Entomology.** The Division of Entomology in the Department of Plant, Soil & Insect Sciences at the University of Massachusetts Amherst seeks applications for a tenure-track faculty position in Medical Entomology.

Research specialties may include epidemiology, ecology, behavior, physiology, population genetics or molecular genetics of medically important arthropods.

The successful applicant will be expected to establish an outstanding, extramurally funded research program, and to develop excellent graduate and undergraduate entomology courses. A Ph.D. is required, and post-doctoral experience is preferred. Our department prizes interdisciplinary research, especially the synergy between fundamental and applied research questions and between laboratory and field approaches.

Priority deadline is November 15, 2004, and will continue until the position is filled. Applicants should send a curriculum vita, statements of research and teaching interests, three letters of reference, and up to five reprints, to:

Medical Entomology Search  
Department of Plant, Soil, and Insect Sciences  
Division of Entomology  
Fernald Hall  
270 Stockbridge Road  
University of Massachusetts  
Amherst MA 01003.

*The University of Massachusetts is an Affirmative Action/Equal Opportunity Employer. Women and members of minority groups are encouraged to apply.*

## POSITIONS WANTED

### Ateequr Rehman

Ph.: +91-522-2205831-35 Ext. - 296  
Lucknow^ 226 001 India  
ateeq\_nbri@rediffmail.com

I am seeking a post doctoral position in microbiology. I have completed my Ph.D. in physiological and molecular characterization of stress tolerant rhizobium under the guidance of Prof. H. N Verma and Dr. C. S. Nautiyal from National Botanical Research Institute, Lucknow India. I have submitted my thesis and my viva voce is expected in Nov 2004.

### Dr. T.K.S. Latha

Department of Plant Pathology  
Tamil Nadu Agricultural University,  
Coimbatore - 641 003  
Tamil Nadu, india  
E-mail: tkslatha@yahoo.com  
Phone: (0422)2447718 (Residence)  
(98432)90801 (Mobile)  
(5511)446 (office)

I completed my Ph.D. during December 2003 on molecular characterization of sterility mosaic virus disease of pigeonpea from India. I am seeking a postdoctoral position in plant virology or plant pathology or molecular virology. I did part of my research at International Crops Research Institute for Semi Arid Tropics (ICRISAT), Patancheru, India. I know most of the molecular techniques and I am familiar with PCR, Western blot, Northern blot, Southern blot, ELISA, virus purification techniques, insect transmission, virus-vector relationships, etc. At present, I am teaching post-graduate students in physiology and molecular plant pathology.

### N. Senthil Kumar, Ph.D

Lecturer, Post-graduate Department of Biotechnology  
N.G.M College (Autonomous), Pollachi - 642 001, Coimbatore, India  
Email: nskbiotech@rediffmail.com  
Phone: (Res.) 04259 ^ 226360, Mobile: (0)9842245705

I am a molecular entomologist working on NPV and its genetic enhancement and other biological methods. I have 5 years of research experience in microbial pest control and I am well versed with



molecular techniques. I wish to work as a postdoc in any laboratory working on genetic engineering of baculovirus or IPM using microbial pesticides.

## PAST MEETINGS AND WORKSHOPS

### Midwest Institute for Biological Control Insect Pathology Short Course June 28-July 1, 2004

The Midwest Institute for Biological Control, under the auspices of NCR-125, North Central Region Committee on the Biological Control of Arthropods, sponsored a one-week intensive Insect Pathology course on the campus of the University of Illinois, Urbana-Champaign, June 28-July 1, 2004. The course was organized by Leellen Solter, Center for Ecological Entomology, Illinois Natural History Survey. [SIP members] Solter, Dr. Lawrence Lacey (USDA-ARS, Yakima, WA) and Dr. Richard Humber (USDA-ARS, Ithaca, NY) were instructors for 21 participants including ten graduate students from universities in six states, nine USDA-ARS research scientists from six states and two state agricultural dept. research scientists.

The course consisted of lecture, laboratory and discussion sessions, as well as a collecting trip in prairie and woodlot habitats. Instruction was given on the proper handling, storage and transportation of terrestrial and aquatic insects to protect the pathogens they might harbor.



**Rich Humber and participants look for diseased insects.**

Each major pathogen group was addressed in a lecture and a laboratory session. Participants dissected infected host insects and observed DNA and RNA viruses, and several species each of entomopathogenic bacteria, nematodes, fungi and microsporidia. Staining procedures and bioassays were also demonstrated.



**Lerry Lacey lectures on bacteria & nematodes**

During informal evening sessions, the use of entomopathogens in biological control was addressed. Instructors and participants shared information and experiences from their own research.

The NE Region Sustainable Agriculture Research and Education Program contributed a nematode poster and CD video on use of nematodes in biological control for each participant.



**Case histories and participant experiences were discussed during relaxed evening sessions of the MIBC short course.**

*Leellen Solter*

### 11<sup>th</sup> International Conference on Invertebrate Cell and Tissue Culture

Bob Granados, Karl Maramorosch, and Amy Wang were co-conveners of an international symposium on the "Molecular Engineering and Biology of Invertebrate Cell Cultures: A Tribute to Dr. Thomas Grace and Professor Shangyin Gao". This day-long symposium was part of the World Congress on In Vitro Biology and was held on May 23, 2004, in San Francisco, California. Twelve researchers from around the world were invited to participate as speakers at this conference and included several SIP members- Gary Blissard, Rollie Clem, Dwight Lynn, Rose Hu, Just Vlask, Karl Maramorosch, and Bob Granados.

Dr. Grace is recognized as a pioneer and a legendary figure in invertebrate cell culture research. Tom Grace worked with Karl Maramorosch at the Rockefeller University in the late 1950's during a time when the techniques for the establishment of insect cell lines were still being developed. Dr. Grace is recognized worldwide for his insect tissue culture medium developed in 1958 and is still sold commercially to date. He is equally honored for the establishment of



the first insect cell lines in 1962 from the saturniid silkworm, *Antheraea eucalypti*. These studies were subsequently followed by breakthroughs in the establishment of cell lines from the mosquito, *Aedes aegypti* and the silkworm, *Bombyx mori* in 1966 and 1967, respectively.

Professor Shangyin Gao, who is deceased, was honored for his early contributions in insect tissue culture. Professor Gao obtained his PhD at Yale and worked in Wendell Stanley's Princeton laboratory before returning to China in 1945 where he became a Professor at Wuhan University. He pioneered the science of insect cell and tissue culture in China, became a distinguished professor of microbiology and virology and was appointed President of the Microbiology and Virology Institutes in Wuhan. Professor Gao and his laboratory were successful in maintaining a cell line from *Bombyx mori*, which they carried through 22 passages. Although this study was published in 1959, it was largely ignored and overlooked for many years. His contributions were eventually recognized and he became a national leader in invertebrate pathology and promoted use of viruses as bioinsecticides in China.




The SIVB president, Sandra Schneider presented Distinguished Lifetime Achievement Awards to both Drs. Grace and Gao. The award to professor Gao was presented 'in memorium' to the Wuhan Institute of Virology and to his surviving family. Dr. Tom Grace, who traveled from Canberra, Australia, was one of the invited speakers and showed his award winning 1963 historical film: *Insect Tissue Culture*. Karl Maramorosch is a former recipient of the Lifetime Achievement Award from this Society. Bob Granados was also honored at this annual meeting and received the Society for In Vitro Biology 2004 Fellow Award from the Invertebrate Section and the 2004 Presidents Award from the Society.

*Bob Granados & Karl Maramorosch*

## FUTURE MEETINGS AND WORKSHOPS

### Future SIP Meetings



SIP 2005  
Anchorage, Alaska  
August 7-11

SIP 2006  
Wuhan, China

Proposals for hosting future meetings are welcomed. Please contact Mark Goettel, Chair of the Meetings Committee. e-mail: [Goettel@agr.gc.ca](mailto:Goettel@agr.gc.ca)

### The 3<sup>rd</sup> International Symposium on Bio-control and Biotechnology



*Sponsored by:*  
International Committee of the 3<sup>rd</sup> International Symposium on Biocontrol and Biotechnology  
*Organized by:*  
Huazhong Agricultural University and Harbin Institute of Technology

10-13 May 2005  
Venue Huazhong Agricultural University  
Wuhan, P. R. China  
Language: English

## Topics Covered:

Biological control of plant pests, disease, weeds and vectors  
 Plant pest biological control  
 Plant disease biological control  
 Plant herb biological control  
 Biological control of disease vectors  
 Integrated Plant Pest management  
 Practical technique of biological control  
 Viral, bacterial, fungal, and other naturalistic pest control agents  
 Biodiversity of plants a rich source of biopesticides and herbal medicine  
 Medicinal plants and products  
 Medicinal mushrooms and products  
 Biotechnology improving activity of biological control  
 Biotechnology related to biological control  
 Biotechnology related to herbal medicine  
 Biotechnology in other interesting areas

## PUBLICATIONS

**Insect-Fungal Associations  
 Ecology and Evolution**

**Edited by Fernando E. Vega, *USDA Insect Biocontrol Laboratory,***  
**and Meredith Blackwell, *Louisiana State University***

**December 2004**

**336 pp.; 37 halftones, 18 line illus.**

**0-19-516652-3**

**\$55.00/\$44.00**

Insects and fungi have a shared history of association in common habitats where they endure similar environmental conditions. Mycologists and entomologists have recognized many of these close associations, but only recently have techniques to study the intricacies of some of the associations been available. This new volume covers "seven wonders of the insect-fungus world" for which exciting new results have become available, often using methods that include phylogenetic analysis and newly designed molecular markers.

Eleven chapters of the volume are presented in two sections, "Fungi acting against insects" and "Fungi mutualistic with insects," covering a number of major themes. Necrotrophic parasites of insects are discussed, not only in the context of biological control, but also as organisms with population structure and complex multipartite interactions; the beneficial role for symptomless endophytes in broad-leafed plants is

proposed; biotrophic fungal parasites with reduced morphologies are placed among their closest relatives using phylogenetic methods; complex methods of spore dispersal include fungal interactions with one or more arthropods; the farming behavior of New World attine ants, Old World fungus-growing termites, and humans provide new insights into the origin of symbioses; certain mycophagous insects have evolved to use fungi as their sole nutritional resource; and other insects obtain nutritional supplements from yeasts.

Insects involved in fungal associations include members of the Coleoptera, Diptera, Homoptera, Hymenoptera, and Isoptera, as well as others. The fungi may be clustered taxonomically, as is the case of Ascomycetes in the Hypocreales (e.g., *Beauveria*, *Metarhizium*, *Fusarium*), ambrosia fungi in the genera *Ophiostoma* and *Ceratocystis* and their asexual relatives, Laboulbeniomyces, Saccharomycetes, and the basal Microsporidia. Other groups, however, only have occasional members (e.g., mushrooms cultivated by attine ants and termites) in such associations. The chapters included in this volume constitute a modern crash course in the study of insect-fungus associations.

## MICROBIAL CONTROL NEWS

**Assessing The Impact Of Gm Plants: The Effect Of Transgenic Protease Inhibitors On Non-Target Invertebrates**

Sue Cowgill and Howard Atkinson

Ever since the first development of genetically modified plants, concerns have been expressed about the potential adverse ecological effects of their release and widespread cultivation. In the case of plants expressing pesticidal genes, these concerns have focused on the impact of the crops on non-target organisms. To date, numerous studies have examined the non-target effects of GM crops expressing *Bacillus thuringiensis* toxin genes. This body of work has highlighted the crucial importance of appropriate investigation methods and sound risk assessment procedures. In a paper in Transgenic Research we present a sequential approach for investigating the non-target effects of another group of GM plants~crops expressing protease inhibitor genes.

Complete article:

pdf:

<http://www.isb.vt.edu/news/2004/artspdf/jun0401.pdf>

web:

<http://www.isb.vt.edu/news/2004/news04.jun.html#jun0401>

*Courtesy of ISB News Report, June 2004*

### **Small Farm Non-chemical Options Online**

The German branch of Pesticide Action Network (PAN) has developed a web-based information service focused on, not surprisingly, non-chemical pest management for crops grown on small-scale farms in the tropics. Known as OISAT (online information service for non-chemical pest management in the tropics), and freely available from the website

<http://www.oisat.org>, the system "presents preventive and curative methods of managing pests with the overarching goal of increasing the self-regulatory mechanism within agricultural systems, and reducing the use of synthetic pesticides," according to an OISAT news release.

The service is said to be directed primarily towards agricultural trainers and extensionists in developing tropical countries who, in turn, interact with farmers. Users (with computer access) can choose, download, and edit relevant elements of the OISAT menu--crops, pests, management schemes, and more.

An initial section on the attractive website discusses "Principles of Non-chemical Pest Management," including "key pillars" for policy and economics, plus information covering the roles of education, training, extension, and knowledge generation.

Crops (24 to date) have been grouped under the headings of:

staples; vegetables; fruits; pulses; and economic crops (coffee and cotton). Pest categories so far are limited to insects and mites, with "diseases" and "other pests" (vertebrates, molluscs) listed to debut in 2005.

Clicking on a crop heading produces a color photo followed by a listing of pest organisms attacking various crop parts (roots, stem, leaves) at different growth stages. Clicking on an insect pest yields a color photo of the pest, plus a peer-reviewed synopsis of various non-chemical control tactics, general information about the pest (description, morphology, host plants, and damage), plus a list of

additional references.

There are supplemental discussions of agro-ecology and recent developments for most of the listed crops. Overall, OISAT is a useful information, with one startling exception: weeds, one of the tropics' most severe pests, have not been included. Perhaps that glaring omission will be rectified in a future expansion of OISAT's positive start-up.

Pestizid Aktions-Netzwerk e.V. (PAN Germany), Nernstweg

32, D-22765 Hamburg, GERMANY. Phone: 49-040-399-19100.

Eml: <mailto:OISAT@pan-germany.org>. Fax: 49-040-390-7520.

*Article courtesy of IPMnet News, September, 2004*

### **FROM THE EDITORS**

Special thanks to SIP members who generously shared their photographs from the 2004 meeting. Although we are all interested in Society business and news, it is our friendships and collegial relationships that make up the energetic force behind a dedicated and purposeful (and fun!) scientific society. We hope that the photos we've packed into this issue provide one way to put names with faces and share good times. We'll be publishing more 2004 photos in the February and June 2005 issues and always welcome more. Contributors thus far are Basil Arif, Vince D'Amico, Betty Davidson, Mark Goettel, Karl Maramorosch, Don Roberts, Paresh Shah, Joel Siegel, Lee Solter, and Patricia Stock. In the interest of time, space and formatting issues, we very much appreciate that you have allowed us to publish the photos without individual credits.

In addition to photos, if you have any personal findings or re-printable (not copyrighted) information on microbial control issues to share, as well as news and opinions of interest to your SIP colleagues, we would welcome your input.

Our best wishes to you all in the coming year!

*Lee Solter, Gernot Hoch and Vince D'Amico*



A) Trevor Williams and posse B) Holger Philipson C) John Vandenberg  
 D) Living legends of insect pathology Jaroslav Weiser and Karl Maramorosch E) Herman Strasser F) Jimmy Becnel and President Just Vlák G) Gov't mules Jim Slavicek and John Podgwaite (D'Amico not pictured).





Local color in Helsinki: A) Selling potatoes from a boat moored in the harbor. B) Open air market downtown. C) Engel's Cathedral in one of many gorgeous views of Senate Square D) Suomenlinna fortress. E) Aposematic scarves hanging in a shop. F) One of the ferries arriving in the harbor.





A) Ann Hajek B) Jeff Lord C) Yuri Tokarev D) Martin Andermatt *au natural* E) Trevor Jackson - looking none too pleased F) Suzanne Thiem - looking a little too pleased? G) William Meikle and his astoundingly wide grin